

AUSTRIA ATX 5

ISIN: **AT0000634605** WKN: -

Overview

2023/09/22 17:50:01

Price

1,457.63 EURDifference  -0.31% (-4.59)

General attributes

ISIN AT0000634605

Symbol -

Country Austria

Instruments in index 5

Type of index -

Security type Index

Market data

Open 1,461.49 EUR

High 1,465.98 EUR

Low 1,451.73 EUR

Close (prev. day) 1,462.22 EUR

Trading volume (m) -

Volume (pcs) -

Top 5

Name	Price	+ - (%)	Trend
ANDRITZ AG	48.10	+1.43	
ERSTE GROU...	32.46	+0.12	

Intraday 1w 1m 6m 1y 3y

Flop 5

Name	Price	+ - (%)	Trend
VERBUND AG	79.20	-2.10	
OMV AG	45.20	-0.55	
BAWAG GROU...	43.62	-0.05	

Intraday 1w 1m 6m 1y 3y

Futures and Options

Related Futures 0

Related Options -

5y



Information about previous performance does not guarantee future performance.

Source: FactSet

Recent research

on market

Date	Headline	Download
2023/09/22	 Equity Weekly	
2023/09/22	 Week Ahead	
2023/09/22	 Wochenausblick	
2023/09/20	 Credit Markets Weekly	
2023/09/20	 Credit Markets Weekly (DE)	

Details

2023/09/22 17:50:01

Price

1,457.63 EURDifference  -0.31% (-4.59)

General attributes

ISIN AT0000634605

Symbol -

Country Austria

Security type Index

Instruments in index 5

Market data

Open 1,461.49 EUR

High 1,465.98 EUR

Low 1,451.73 EUR

Close (prev. day) 1,462.22 EUR

Trading volume (m) -

Volume (pcs) -

Performance and Risk

	6m	1y	3y
Perf (%)	+1.71%	+12.81%	+55.43%
Perf (abs.)	+24.50	+165.53	+519.83
Beta	-	-	-
Volatility	17.61	20.65	24.93













Information about previous performance does not guarantee future performance.

Source: FactSet

Price data

Ø price 5 days Ø volume 5 days (pcs.)	1,467.20 EUR (0)
Ø price 30 days Ø volume 30 days (pcs.)	1,441.36 EUR (0)
Ø price 100 days Ø volume 100 days (pcs.)	1,415.28 EUR (0)
Ø price 250 days Ø volume 250 days (pcs.)	1,439.74 EUR (0)
YTD High date	1,632.61 EUR (2023/02/28)
YTD Low date	1,327.99 EUR (2023/06/26)
52 Weeks High date	1,632.61 EUR (2023/02/28)
52 Weeks Low date	1,196.10 EUR (2022/09/29)

Composition

Name  ISIN	Price	Diff %  Diff +/-	Performance 	Date Time	Turnover Pc.  Turnover Money 
ANDRITZ AG AT0000730007	48.10	1.43% 0.68		23/09/22 17:35:10	139,823 6,715,536.02
BAWAG GROUP AG AT0000BAWAG2	43.62	-0.05% -0.02		23/09/22 17:35:28	102,469 4,471,041.28
ERSTE GROUP BANK AG AT0000652011	32.46	0.12% 0.04		23/09/22 17:35:20	617,601 20,071,447.56
OMV AG AT0000743059	45.20	-0.55% -0.25		23/09/22 17:35:28	201,584 9,112,885.55
VERBUND AG AT0000746409	79.20	-2.10% -1.70		23/09/22 17:38:11	80,785 6,411,279.85