

AUSTRIA ATX 5

ISIN:

AT0000634605

WKN: -

Overview

2022/08/15 15:14:00

Price

1,358.17 EUR

Difference

**-0.59%** (-8.00)

General attributes

ISIN AT0000634605

Symbol -

Country Austria

Instruments in index 5

Type of index -

Security type Index

Market data

Open 1,368.68 EUR

High 1,375.97 EUR

Low 1,358.06 EUR

Close (prev. day) 1,366.17 EUR

Trading volume (m) -

Volume (pcs) -

Top 5

Name Price +/- (%) Trend

VERBUND AG 108.50 +2.94

Intraday 1w 1m 6m 1y 3y

Flop 5

Name Price +/- (%) Trend

OMV AG 39.85 -3.06

VOESTALPIN... 21.60 -2.44

ERSTE GROU... 24.47 -1.13

BAWAG GROU... 46.22 -0.60

Intraday 1w 1m 6m 1y 3y

Futures and Options

Related Futures 0

Related Options -

5y



Information about previous performance does not guarantee future performance.

Source: FactSet

Recent research

on market

Date	Headline	Download
2022/08/12	Equity Weekly	
2022/08/12	Week Ahead	
2022/08/12	Wochenausblick	
2022/08/08	Global Equity Ratings	
2022/08/08	Aktienempfehlungen Global	

Details

2022/08/15 15:14:00

Price

1,358.17 EURDifference  -0.59% (-8.00)

General attributes

ISIN AT0000634605

Symbol -

Country Austria

Security type Index

Instruments in index 5

Market data

Open 1,368.68 EUR

High 1,375.97 EUR

Low 1,358.06 EUR

Close (prev. day) 1,366.17 EUR

Trading volume (m) -

Volume (pcs) -

Performance and Risk

	6m	1y	3y
Perf (%)	-26.21%	-18.33%	+4.59%
Perf (abs.)	-485.33	-306.62	+59.99
Beta	-	-	-
Volatility	36.90	29.93	32.79








Information about previous performance does not guarantee future performance.

Source: FactSet

Price data

Ø price 5 days Ø volume 5 days (pcs.)	1,364.76 EUR (0)
Ø price 30 days Ø volume 30 days (pcs.)	1,329.69 EUR (0)
Ø price 100 days Ø volume 100 days (pcs.)	1,423.09 EUR (0)
Ø price 250 days Ø volume 250 days (pcs.)	1,590.99 EUR (0)
YTD High date	1,874.93 EUR (2022/02/10)
YTD Low date	1,235.65 EUR (2022/07/06)
52 Weeks High date	1,874.93 EUR (2022/02/10)
52 Weeks Low date	1,235.65 EUR (2022/07/06)

Composition

Name  ISIN	Price	Diff %  Diff +/-	Performance 	Date Time	Turnover Pc.  Turnover Money 
BAWAG GROUP AG AT0000BAWAG2	46.22	-0.60% -0.28		22/08/15 15:10:26	57,918 2,690,861.90
ERSTE GROUP BANK AG AT0000652011	24.47	-1.13% -0.28		22/08/15 15:14:00	327,238 8,071,584.83
OMV AG AT0000743059	39.85	-3.06% -1.26		22/08/15 15:13:41	86,044 3,469,049.70
VERBUND AG AT0000746409	108.50	2.94% 3.10	■	22/08/15 15:10:49	32,205 3,475,357.90
VOESTALPINE AG AT0000937503	21.60	-2.44% -0.54		22/08/15 15:10:04	100,137 2,180,261.14