

## AUSTRIA ATX 5

ISIN:

AT0000634605

WKN: -

## Overview

2022/08/12 17:50:01

Price

**1,366.17** EUR

Difference

**-0.69%** (-9.53)

## General attributes

ISIN AT0000634605

Symbol -

Country Austria

Instruments in index 5

Type of index -

Security type Index

## Market data

Open 1,377.14 EUR

High 1,387.69 EUR

Low 1,366.17 EUR

Close (prev. day) 1,375.70 EUR

Trading volume (m) -

Volume (pcs) -

## Top 5

Name Price +/- (%) Trend

BAWAG GROU... 46.50 +0.82

Intraday 1w 1m 6m 1y 3y

## Flop 5

Name Price +/- (%) Trend

VOESTALPIN... 22.14 -2.38

ERSTE GROU... 24.75 -1.00

VERBUND AG 105.40 -0.66

OMV AG 41.11 -0.48

Intraday 1w 1m 6m 1y 3y

## Futures and Options

Related Futures 0

Related Options -

5y



Information about previous performance does not guarantee future performance.

Source: FactSet

## Recent research

on market

Date	Headline	Download
2022/08/12	Equity Weekly	
2022/08/12	Week Ahead	
2022/08/12	Wochenausblick	
2022/08/08	Global Equity Ratings	
2022/08/08	Aktienempfehlungen Global	

## Details

2022/08/12 17:50:01

Price

**1,366.17** EUR

Difference

**-0.69%** (-9.53)

## General attributes

ISIN AT0000634605

Symbol -

Country Austria

Security type Index

Instruments in index 5

## Market data

Open 1,377.14 EUR

High 1,387.69 EUR

Low 1,366.17 EUR

Close (prev. day) 1,375.70 EUR

Trading volume (m) -

Volume (pcs) -

## Performance and Risk

	6m	1y	3y
Perf (%)	-26.21%	-18.33%	+4.59%
Perf (abs.)	-485.33	-306.62	+59.99
Beta	-	-	-
Volatility	36.90	29.93	32.79



5y











Information about previous performance does not guarantee future performance.

Source: FactSet

## Price data

Ø price 5 days   Ø volume 5 days (pcs.)	1,364.76 EUR (0)
Ø price 30 days   Ø volume 30 days (pcs.)	1,329.69 EUR (0)
Ø price 100 days   Ø volume 100 days (pcs.)	1,423.09 EUR (0)
Ø price 250 days   Ø volume 250 days (pcs.)	1,590.99 EUR (0)
YTD High   date	1,874.93 EUR (2022/02/10)
YTD Low   date	1,235.65 EUR (2022/07/06)
52 Weeks High   date	1,874.93 EUR (2022/02/10)
52 Weeks Low   date	1,235.65 EUR (2022/07/06)

## Composition

Name  ISIN	Price	Diff %  Diff +/-	Performance 	Date Time	Turnover Pc.  Turnover Money 
BAWAG GROUP AG AT0000BAWAG2	46.50	0.82% 0.38		22/08/12 17:36:44	107,145 5,010,661.58
ERSTE GROUP BANK AG AT0000652011	24.75	-1.00% -0.25		22/08/12 17:35:25	864,036 21,501,331.04
OMV AG AT0000743059	41.11	-0.48% -0.20		22/08/12 17:37:31	228,114 9,409,781.89
VERBUND AG AT0000746409	105.40	-0.66% -0.70		22/08/12 17:35:15	96,404 10,195,217.00
VOESTALPINE AG AT0000937503	22.14	-2.38% -0.54		22/08/12 17:35:19	264,477 5,882,378.90