

## INTRALOT SA - INTEGRATED LOTTERY SYSTEMS &amp; SERVICES

ISIN: **GRS343313003** WKN: -

## Overview

2023/10/19 18:59:27

Price  
0.49 USDDifference  -3.92% (-0.02)

## General attributes

ISIN	GRS343313003
Symbol	INLOT
Exchange	FINRA other OTC Issues
Currency	USD
Sector	Media / Entertainment / Recreation
Security type	Stock
Market cap (m)	771 EUR
Benchmark	GREECE

## Market data

Bid (Bid size)	-
Ask (Ask size)	-
Open	0.49 USD
High	0.49 USD
Low	0.49 USD
Close (prev. day)	0.51 USD
VWAP	0.49 USD
Volume (pcs)	2,000
Trading volume	980.00
Number of trades	1
Last size	2,000

## Futures and Options



Related Futures	-
Related Options	-

5y



Information about previous performance does not guarantee future performance.  
Source: FactSet

## Recent research

on sector		on market	
Date		Headline	Download
2024/07/12		Global Equity Ratings	
2024/07/12		Aktienempfehlungen Global	
2024/07/09		Aktienempfehlungen Österreich	
2024/06/28		Equity Weekly	
2024/06/24		Aktienempfehlungen Österreich	

## Details

2023/10/19 18:59:27

## Price

0.49 USD

Difference  -3.92% (-0.02)

## General attributes

ISIN GRS343313003

Symbol INLOT

Exchange FINRA other OTC Issues

Currency USD

Sector Media / Entertainment / Recreation

Security type Stock

Market cap (m) 771 EUR

Benchmark GREECE

## Market data

Bid (Bid size) -

Ask (Ask size) -

Open 0.49 USD

High 0.49 USD

Low 0.49 USD

Close (prev. day) 0.51 USD

VWAP 0.49 USD

Volume (pcs) 2,000

Trading volume 980.00

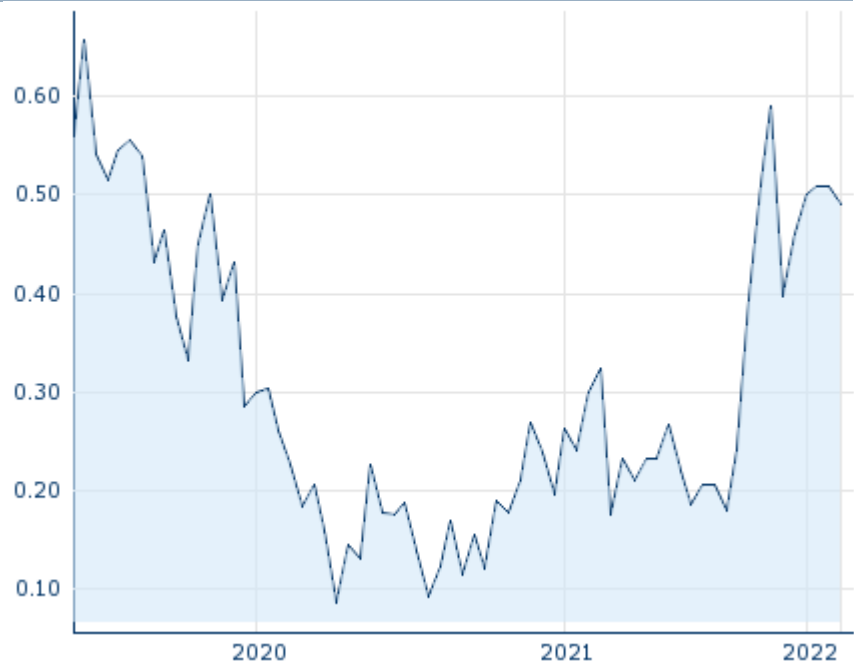
Number of trades 1

Last size 2,000

## Performance and Risk

	6m	1y	3y
Perf (%)	-	-3.92%	+308.33%
Perf (abs.)	-	-0.02	+0.37
Beta	1.03	0.58	0.97
Volatility	-	45.26	254.21

5y



Information about previous performance does not guarantee future performance.

Source: FactSet

## Price data

Ø price 5 days | Ø volume 5 days (pcs.) - USD (-)

Ø price 30 days | Ø volume 30 days (pcs.) - USD (-)

Ø price 100 days | Ø volume 100 days (pcs.) - USD (-)

Ø price 250 days | Ø volume 250 days (pcs.) 0.50 USD (39)

YTD High | date - USD (-)

YTD Low | date - USD (-)

52 Weeks High | date 0.51 USD (2022/08/11)

52 Weeks Low | date 0.49 USD (2023/10/19)

## All listings for INTRALOT SA - INTEGRATED LOTTERY SYSTEMS &amp; SERVICES

Exchange 	Date	Time	Price	Trading volume (mio.)	Number of trades
Stuttgart	2024/07/12	10:30	1.032 EUR	0.00	3
Munich	2024/07/12	08:03	1.234 EUR	0.00	1
London Stock Exchange	2023/06/15	17:42	0.66 EUR	0.01	2
Frankfurt	2024/07/12	08:44	1.244 EUR	0.00	2
FINRA other OTC	2023/10/19	18:59	0.49 USD	0.00	1

Issues	19					
Berlin	2024/07/12	21:35	1.258	EUR	0.00	10
Athens Stock Exchange	2024/07/12	16:18	1.276	EUR	2.05	558

## Company profile

### Company Logo



### Company Profile

-

### Contact Details

INTRALOT

--

----

Telefon: -

Fax: -

E-mail: -