

EUROBANK ERGASIAS SERVICES AND HOLDINGS SA

ISIN: **GRS323003012** WKN: -

Overview

2024/08/09 16:32:01

Price
1.968 EURDifference  1.08% (0.02)

General attributes

ISIN	GRS323003012
Symbol	EUROB
Exchange	Stuttgart
Currency	EUR
Sector	Financial
Security type	Stock
Market cap (m)	7,390 EUR
Benchmark	GREECE

Market data

Bid (Bid size)	- (0)
Ask (Ask size)	- (0)
Open	1.9655 EUR
High	1.972 EUR
Low	1.9485 EUR
Close (prev. day)	1.947 EUR
VWAP	-
Volume (pcs)	0
Trading volume	0.00
Number of trades	8
Last size	0

Futures and Options









Related Futures	-
Related Options	-

5y



Information about previous performance does not guarantee future performance.
Source: FactSet

Recent research

on sector		on market	
Date		Headline	Download
2024/08/02		Equity Weekly	
2024/07/29		Aktienempfehlungen Österreich	
2024/07/24		Global Equity Ratings	
2024/07/24		Aktienempfehlungen Global	
2024/07/19		Equity Weekly	

Details

2024/08/09 16:32:01

Price

1.968 EUR

Difference ▲ 1.08% (0.02)

General attributes

ISIN	GRS323003012
Symbol	EUROB
Exchange	Stuttgart
Currency	EUR
Sector	Financial
Security type	Stock
Market cap (m)	7,390 EUR
Benchmark	GREECE

Market data

Bid (Bid size)	- (0)
Ask (Ask size)	- (0)
Open	1.9655 EUR
High	1.972 EUR
Low	1.9485 EUR
Close (prev. day)	1.947 EUR
VWAP	-
Volume (pcs)	0
Trading volume	0.00
Number of trades	8
Last size	0

Performance and Risk

	6m	1y	3y
Perf (%)	+4.60%	+24.87%	+152.63%
Perf (abs.)	+0.09	+0.39	+1.19
Beta	1.28	1.30	1.48
Volatility	33.44	34.19	39.46

5y



Information about previous performance does not guarantee future performance.
Source: FactSet

Price data

Ø price 5 days Ø volume 5 days (pcs.)	1.920 EUR (600)
Ø price 30 days Ø volume 30 days (pcs.)	2.060 EUR (373)
Ø price 100 days Ø volume 100 days (pcs.)	1.992 EUR (518)
Ø price 250 days Ø volume 250 days (pcs.)	1.770 EUR (403)
YTD High date	2.240 EUR (2024/08/01)
YTD Low date	1.581 EUR (2024/01/03)
52 Weeks High date	2.240 EUR (2024/08/01)
52 Weeks Low date	1.331 EUR (2023/10/09)

All listings for EUROBANK ERGASIAS SERVICES AND HOLDINGS SA

Exchange 📍	Date	Time	Price	Trading volume (mio.)	Number of trades
Tradegate	2024/08/09	22:26	1.958 EUR	0.03	22
Stuttgart	2024/08/09	16:32	1.968 EUR	0.00	8
Munich	2024/08/09	08:11	1.945 EUR	0.00	1
London Stock Exchange European Trade Reporting	2024/08/09	16:00	0.4053 EUR	0.00	1
Hanover	2024/08/09	08:01	1.9505 EUR	0.00	1

	08/09					
Frankfurt	2024/ 08/09	20:16	1.9615 EUR	0.02		5
FINRA other OTC Issues	2024/ 08/07	21:31	2.10 USD	0.00		1
Duesseldorf	2024/ 08/09	08:10	1.9405 EUR	0.00		1
Berlin	2024/ 08/09	09:03	1.9375 EUR	0.00		3
Athens Stock Exchange	2024/ 08/09	16:14	1.9885 EUR	5.93		2,424

Company profile

Company Logo



Company Profile

-

Contact Details

EUROBANK ERGASIAS SERVICES

--

Telefon: -

Fax: -

E-mail: -