

# FURUKAWA ELECTRIC CORP LTD.

ISIN: **JP3827200001** WKN: **5801**

## Overview

2024/05/13 16:11:38

**Price**  
23.93 USD

**Difference**  34.21% (6.10)

### General attributes

ISIN	JP3827200001
Symbol	5801
Exchange	FINRA other OTC Issues
Currency	USD
Sector	Technology
Security type	Stock
Market cap (m)	1,667 EUR
Benchmark	NIKKEI 225

### Market data

Bid (Bid size)	-
Ask (Ask size)	-
Open	23.52 USD
High	23.93 USD
Low	23.03 USD
Close (prev. day)	17.83 USD
VWAP	23.633333 USD
Volume (pcs)	600
Trading volume	14,180.00
Number of trades	6
Last size	100





### Futures and Options

Related Futures	-
Related Options	-



Information about previous performance does not guarantee future performance.  
Source: FactSet

### Recent research

on sector		on market	
Date		Headline	Download
2024/05/13		Aktienempfehlungen Österreich	
2024/05/03		Equity Weekly	
2024/04/29		Aktienempfehlungen Österreich	
2024/04/26		Equity Weekly	
2024/04/26		Global Equity Ratings	

## Details

2024/05/13 16:11:38

### Price

23.93 USD

Difference ▲ 34.21% (6.10)

### General attributes

ISIN	JP3827200001
Symbol	5801
Exchange	FINRA other OTC Issues
Currency	USD
Sector	Technology
Security type	Stock
Market cap (m)	1,667 EUR
Benchmark	NIKKEI 225

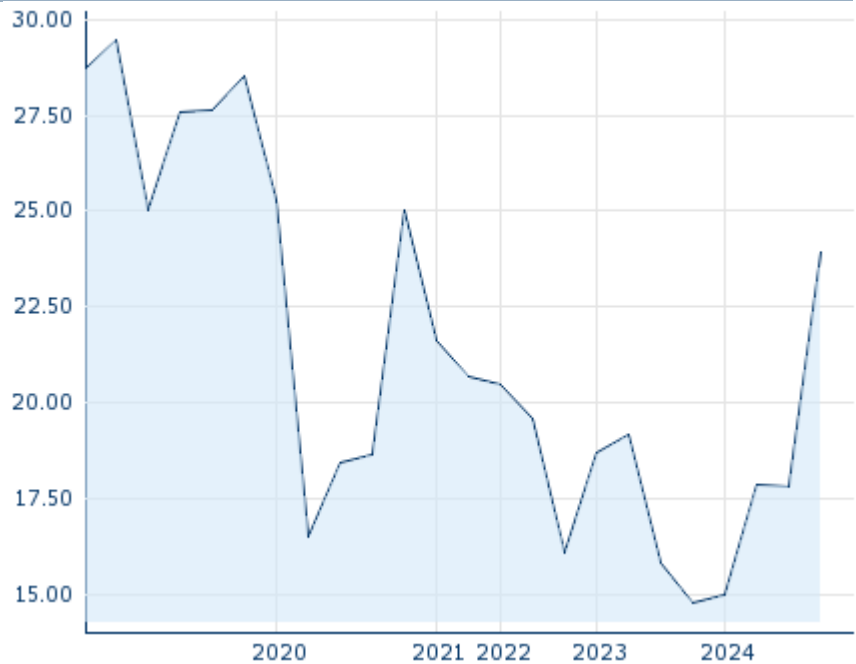
### Market data

Bid (Bid size)	-
Ask (Ask size)	-
Open	23.52 USD
High	23.93 USD
Low	23.03 USD
Close (prev. day)	17.83 USD
VWAP	23.633333 USD
Volume (pcs)	600
Trading volume	14,180.00
Number of trades	6
Last size	100

### Performance and Risk

	6m	1y	3y
Perf (%)	+61.80%	-	-
Perf (abs.)	+9.14	-	-
Beta	0.93	0.87	0.81
Volatility	239.10	150.96	120.91

5y



Information about previous performance does not guarantee future performance.  
Source: FactSet

### Price data

Ø price 5 days   Ø volume 5 days (pcs.)	- USD (-)
Ø price 30 days   Ø volume 30 days (pcs.)	- USD (-)
Ø price 100 days   Ø volume 100 days (pcs.)	18.67 USD (13)
Ø price 250 days   Ø volume 250 days (pcs.)	17.90 USD (10)
YTD High   date	23.93 USD (2024/05/13)
YTD Low   date	15.02 USD (2024/01/03)
52 Weeks High   date	23.93 USD (2024/05/13)
52 Weeks Low   date	14.79 USD (2023/11/09)

### Arbitrage views

Exchange <span>⊕</span>	Date	Time	Price	Trading volume (mio.)	Number of trades
Tradegate	2024/05/15	18:13	24.00 EUR	0.00	1
Tokyo Stock Exchange	2024/05/15	08:00	3,992.00 JPY	62.32	4,833
Stuttgart	2024/05/15	16:08	23.60 EUR	0.00	2
Munich	2024/05/15	08:10	23.60 EUR	0.00	1
Frankfurt	2024/05/15	08:03	23.40 EUR	0.00	1

	15					
FINRA other OTC Issues	2024/05/13	16:11	23.93 USD	0.01		6
Duesseldorf	2024/05/15	19:30	23.40 EUR	0.00		5
Berlin	2024/05/15	08:10	23.40 EUR	0.00		1

## Company profile

### Company Logo



### Company Profile

-

### Contact Details

FURUKAWA ELEC

--

Marunouchi Nakadori Bldg., 2-3, Marunouchi  
2-chome 100-8322 Chiyodaku, Tokyo

Telefon: +81-3-3286-3001

Fax: -

E-mail: -