

ACTIVE BIOTECH AB

ISIN: SE0001137985 WKN: -

Overview

2024/05/02 16:38:51

Price

0.548 SEK

Difference  -2.14% (-0.01)

General attributes

ISIN SE0001137985

Symbol ACTI

Exchange Nasdaq Stockholm

Currency SEK

Sector Chemical / Pharmaceutical / Health

Security type Stock

Market cap (m) 12 EUR

Benchmark OMX STOCKHOLM 30 INDEX

Market data

Bid (Bid size) 0.541 SEK (143)

Ask (Ask size) 0.546 SEK (17,984)

Open 0.56 SEK

High 0.56 SEK

Low 0.535 SEK

Close (prev. day) 0.56 SEK

VWAP 0.549327 SEK

Volume (pcs) 115,441

Trading volume 63,414.87

Number of trades 53

Last size 27

Futures and Options

Related Futures -

Related Options -

5y







Information about previous performance does not guarantee future performance.

Source: FactSet

Recent research

on sector

Date	Headline	Download
2024/04/29	 Aktienempfehlungen Österreich	
2024/04/26	 Global Equity Ratings	
2024/04/26	 Aktienempfehlungen Global	
2024/04/15	 Aktienempfehlungen Österreich	
2024/04/03	 Global Equity Ratings	

Details

2024/05/02 16:38:51

Price

0.548 SEK

Difference 📉 -2.14% (-0.01)

General attributes

ISIN	SE0001137985
Symbol	ACTI
Exchange	Nasdaq Stockholm
Currency	SEK
Sector	Chemical / Pharmaceutical / Health
Security type	Stock
Market cap (m)	12 EUR
Benchmark	OMX STOCKHOLM 30 INDEX

Market data

Bid (Bid size)	0.541 SEK (143)
Ask (Ask size)	0.546 SEK (17,984)
Open	0.56 SEK
High	0.56 SEK
Low	0.535 SEK
Close (prev. day)	0.56 SEK
VWAP	0.549327 SEK
Volume (pcs)	115,441
Trading volume	63,414.87
Number of trades	53
Last size	27

Performance and Risk

	6m	1y	3y
Perf (%)	-3.19%	-24.24%	-58.91%
Perf (abs.)	-0.02	-0.18	-0.79
Beta	-0.44	0.01	0.25
Volatility	103.08	91.23	67.26

5y



Information about previous performance does not guarantee future performance.
Source: FactSet

Price data

Ø price 5 days Ø volume 5 days (pcs.)	0.556 SEK (103,367)
Ø price 30 days Ø volume 30 days (pcs.)	0.571 SEK (269,591)
Ø price 100 days Ø volume 100 days (pcs.)	0.586 SEK (1,436,155)
Ø price 250 days Ø volume 250 days (pcs.)	0.645 SEK (838,639)
YTD High date	1.478 SEK (2024/01/19)
YTD Low date	0.434 SEK (2024/01/02)
52 Weeks High date	1.478 SEK (2024/01/19)
52 Weeks Low date	0.401 SEK (2023/12/08)

Arbitrage views

Exchange 📍	Date	Time	Price	Trading volume (mio.)	Number of trades
Stuttgart	2024/05/02	08:04	0.058 EUR	0.00	3
Nasdaq Stockholm	2024/05/02	16:38	0.548 SEK	0.06	53
London Stock Exchange	2021/02/02	15:57	1.5205 SEK	0.02	2
Frankfurt	2024/05/02	08:18	0.0371 EUR	0.00	2
Berlin	2024/05/02	08:10	0.0371 EUR	0.00	2

Company profile

Company Logo

Contact Details

ACTIVE BIOTECH AB

--

Scheelevägen 22 223 63 Lund

Telefon: +46 46 19 20 00

Fax: +46 46 19 11 00

E-mail: -

Company Profile

-