

ACTIVE BIOTECH AB

ISIN: SE0001137985 WKN: -

Overview

2024/07/26 08:04:10

Price
0.0319 EURDifference  -1.24% (-0.00)

General attributes

ISIN	SE0001137985
Symbol	ACTI
Exchange	Berlin
Currency	EUR
Sector	Chemical / Pharmaceutical / Health
Security type	Stock
Market cap (m)	11 EUR
Benchmark	OMX STOCKHOLM 30 INDEX

Market data

Bid (Bid size)	-
Ask (Ask size)	-
Open	0.0319 EUR
High	0.0319 EUR
Low	0.0319 EUR
Close (prev. day)	0.0323 EUR
VWAP	-
Volume (pcs)	0
Trading volume	0.00
Number of trades	3
Last size	0

Futures and Options

Related Futures	-
Related Options	-













5y

Information about previous performance does not guarantee future performance.
Source: FactSet

Recent research

on sector

Date		Headline	Download
2024/07/24		Global Equity Ratings	
2024/07/24		Aktienempfehlungen Global	
2024/07/15		Aktienempfehlungen Global	
2024/07/12		Global Equity Ratings	
2024/07/09		Aktienempfehlungen Österreich	

Details

2024/07/26 08:04:10

Price

0.0319 EUR

Difference ▼ -1.24% (-0.00)

General attributes

ISIN	SE0001137985
Symbol	ACTI
Exchange	Berlin
Currency	EUR
Sector	Chemical / Pharmaceutical / Health
Security type	Stock
Market cap (m)	11 EUR
Benchmark	OMX STOCKHOLM 30 INDEX

Market data

Bid (Bid size)	-
Ask (Ask size)	-
Open	0.0319 EUR
High	0.0319 EUR
Low	0.0319 EUR
Close (prev. day)	0.0323 EUR
VWAP	-
Volume (pcs)	0
Trading volume	0.00
Number of trades	3
Last size	0

Performance and Risk

	6m	1y	3y
Perf (%)	-46.92%	-51.96%	-67.56%
Perf (abs.)	-0.03	-0.03	-0.07
Beta	-0.22	-0.60	0.18
Volatility	73.32	97.66	98.33



Information about previous performance does not guarantee future performance.
Source: FactSet

Price data

Ø price 5 days Ø volume 5 days (pcs.)	0.0326 EUR (0)
Ø price 30 days Ø volume 30 days (pcs.)	0.0336 EUR (0)
Ø price 100 days Ø volume 100 days (pcs.)	0.0362 EUR (0)
Ø price 250 days Ø volume 250 days (pcs.)	0.0415 EUR (2)
YTD High date	0.0879 EUR (2024/01/19)
YTD Low date	0.0303 EUR (2024/01/04)
52 Weeks High date	0.0879 EUR (2024/01/19)
52 Weeks Low date	0.0294 EUR (2023/12/22)

Arbitrage views

Exchange	Date	Time	Price	Trading volume (mio.)	Number of trades
Stuttgart	2024/07/26	08:04	0.0318 EUR	0.00	3
Nasdaq Stockholm	2024/07/26	18:00	0.492 SEK	0.13	90
London Stock Exchange	2021/02/02	15:57	1.5205 SEK	0.02	2
Frankfurt	2024/07/26	08:03	0.035 EUR	0.00	1
Berlin	2024/07/26	08:04	0.0319 EUR	0.00	3

Company profile

Company Logo

Contact Details

ACTIVE BIOTECH AB

--

Scheelevägen 22 223 63 Lund

Telefon: +46 46 19 20 00

Fax: +46 46 19 11 00

E-mail: -

Company Profile

-