

ACTIVE BIOTECH AB

ISIN: SE0001137985 WKN: -

Overview

2024/04/26 08:11:56

Price
0.0356 EURDifference  0.00% (0.00)

General attributes

ISIN	SE0001137985
Symbol	ACTI
Exchange	Berlin
Currency	EUR
Sector	Chemical / Pharmaceutical / Health
Security type	Stock
Market cap (m)	12 EUR
Benchmark	OMX STOCKHOLM 30 INDEX

Market data

Bid (Bid size)	0.0371 EUR (56,604)
Ask (Ask size)	0.0584 EUR (35,959)
Open	0.0356 EUR
High	0.0356 EUR
Low	0.0356 EUR
Close (prev. day)	0.0356 EUR
VWAP	-
Volume (pcs)	0
Trading volume	0.00
Number of trades	1
Last size	0

Futures and Options





Related Futures	-
Related Options	-

5y



Information about previous performance does not guarantee future performance.
Source: FactSet

Recent research

on sector			
Date		Headline	Download
2024/04/26		Global Equity Ratings	
2024/04/26		Aktienempfehlungen Global	
2024/04/15		Aktienempfehlungen Österreich	
2024/04/03		Global Equity Ratings	
2024/04/03		Aktienempfehlungen Global	

Details

2024/04/26 08:11:56

Price
0.0356 EUR

Difference ➔ 0.00% (0.00)

General attributes

ISIN	SE0001137985
Symbol	ACTI
Exchange	Berlin
Currency	EUR
Sector	Chemical / Pharmaceutical / Health
Security type	Stock
Market cap (m)	12 EUR
Benchmark	OMX STOCKHOLM 30 INDEX

Market data

Bid (Bid size)	0.0371 EUR (56,604)
Ask (Ask size)	0.0584 EUR (35,959)
Open	0.0356 EUR
High	0.0356 EUR
Low	0.0356 EUR
Close (prev. day)	0.0356 EUR
VWAP	-
Volume (pcs)	0
Trading volume	0.00
Number of trades	1
Last size	0

Performance and Risk

	6m	1y	3y
Perf (%)	-21.85%	-34.84%	-61.43%
Perf (abs.)	-0.01	-0.02	-0.06
Beta	-0.71	-0.01	0.24
Volatility	125.28	109.87	102.28



Information about previous performance does not guarantee future performance.
Source: FactSet

Price data

Ø price 5 days Ø volume 5 days (pcs.)	0.0363 EUR (0)
Ø price 30 days Ø volume 30 days (pcs.)	0.0393 EUR (0)
Ø price 100 days Ø volume 100 days (pcs.)	0.0407 EUR (5)
Ø price 250 days Ø volume 250 days (pcs.)	0.0462 EUR (2)
YTD High date	0.0879 EUR (2024/01/19)
YTD Low date	0.0303 EUR (2024/01/04)
52 Weeks High date	0.0879 EUR (2024/01/19)
52 Weeks Low date	0.0294 EUR (2023/12/22)

Arbitrage views

Exchange ⊕	Date	Time	Price	Trading volume (mio.)	Number of trades
Stuttgart	2024/04/26	08:02	0.0557 EUR	0.00	1
Nasdaq Stockholm	2024/04/26	16:35	0.567 SEK	0.07	75
London Stock Exchange	2021/02/02	15:57	1.5205 SEK	0.02	2
Frankfurt	2024/04/26	08:08	0.0357 EUR	0.00	1
Berlin	2024/04/26	08:11	0.0356 EUR	0.00	1

Company profile

Company Logo

Contact Details

ACTIVE BIOTECH AB

--

Scheelevägen 22 223 63 Lund

Telefon: +46 46 19 20 00

Fax: +46 46 19 11 00

E-mail: -

Company Profile

-