

ACTIVE BIOTECH AB

ISIN: SE0001137985 WKN: -

Overview

2024/08/09 08:00:35

Price
0.0536 EURDifference  -0.37% (-0.00)

General attributes

ISIN	SE0001137985
Symbol	ACTI
Exchange	Stuttgart
Currency	EUR
Sector	Chemical / Pharmaceutical / Health
Security type	Stock
Market cap (m)	11 EUR
Benchmark	OMX STOCKHOLM 30 INDEX

Market data

Bid (Bid size)	- (0)
Ask (Ask size)	- (0)
Open	0.0536 EUR
High	0.0536 EUR
Low	0.0536 EUR
Close (prev. day)	0.0538 EUR
VWAP	-
Volume (pcs)	0
Trading volume	0.00
Number of trades	3
Last size	0

Futures and Options








Related Futures	-
Related Options	-

5y



Information about previous performance does not guarantee future performance.
Source: FactSet

Recent research

on sector		
Date	Headline	Download
2024/08/09	 Equity Weekly	
2024/07/29	 Aktienempfehlungen Österreich	
2024/07/24	 Global Equity Ratings	
2024/07/24	 Aktienempfehlungen Global	
2024/07/15	 Aktienempfehlungen Global	

Details

2024/08/09 08:00:35

Price

0.0536 EUR

Difference ▼ -0.37% (-0.00)

General attributes

ISIN	SE0001137985
Symbol	ACTI
Exchange	Stuttgart
Currency	EUR
Sector	Chemical / Pharmaceutical / Health
Security type	Stock
Market cap (m)	11 EUR
Benchmark	OMX STOCKHOLM 30 INDEX

Market data

Bid (Bid size)	- (0)
Ask (Ask size)	- (0)
Open	0.0536 EUR
High	0.0536 EUR
Low	0.0536 EUR
Close (prev. day)	0.0538 EUR
VWAP	-
Volume (pcs)	0
Trading volume	0.00
Number of trades	3
Last size	0

Performance and Risk

	6m	1y	3y
Perf (%)	+13.26%	-16.95%	-52.17%
Perf (abs.)	+0.01	-0.01	-0.06
Beta	0.01	-0.50	0.18
Volatility	126.31	139.38	131.55

5y



Information about previous performance does not guarantee future performance.
Source: FactSet

Price data

Ø price 5 days Ø volume 5 days (pcs.)	0.0526 EUR (0)
Ø price 30 days Ø volume 30 days (pcs.)	0.0501 EUR (0)
Ø price 100 days Ø volume 100 days (pcs.)	0.0553 EUR (0)
Ø price 250 days Ø volume 250 days (pcs.)	0.0510 EUR (197)
YTD High date	0.0831 EUR (2024/01/19)
YTD Low date	0.0302 EUR (2024/01/04)
52 Weeks High date	0.0831 EUR (2024/01/19)
52 Weeks Low date	0.0293 EUR (2023/12/08)

All listings for ACTIVE BIOTECH AB

Exchange	Date	Time	Price	Trading volume (mio.)	Number of trades
Stuttgart	2024/08/09	08:00	0.0536 EUR	0.00	3
Nasdaq Stockholm	2024/08/09	18:00	0.49 SEK	0.03	26
London Stock Exchange	2021/02/02	15:57	1.5205 SEK	0.02	2
Frankfurt	2024/08/09	08:06	0.0327 EUR	0.00	1
Berlin	2024/08/09	08:17	0.0327 EUR	0.00	1

Company profile

Company Logo

Contact Details

ACTIVE BIOTECH AB

--

Scheelevägen 22 223 63 Lund

Telefon: +46 46 19 20 00

Fax: +46 46 19 11 00

E-mail: -

Company Profile

-