

ACTIVE BIOTECH AB

ISIN: SE0001137985 WKN: -

Overview

2024/05/02 08:04:50

Price
0.058 EURDifference  -0.68% (-0.00)

General attributes

ISIN	SE0001137985
Symbol	ACTI
Exchange	Stuttgart
Currency	EUR
Sector	Chemical / Pharmaceutical / Health
Security type	Stock
Market cap (m)	12 EUR
Benchmark	OMX STOCKHOLM 30 INDEX

Market data

Bid (Bid size)	- (0)
Ask (Ask size)	- (0)
Open	0.058 EUR
High	0.058 EUR
Low	0.058 EUR
Close (prev. day)	0.0584 EUR
VWAP	-
Volume (pcs)	0
Trading volume	0.00
Number of trades	3
Last size	0

Futures and Options

Related Futures	-
Related Options	-

5y











Information about previous performance does not guarantee future performance.

Source: FactSet

Recent research

on sector

Date	Headline	Download
2024/04/29	 Aktienempfehlungen Österreich	
2024/04/26	 Global Equity Ratings	
2024/04/26	 Aktienempfehlungen Global	
2024/04/15	 Aktienempfehlungen Österreich	
2024/04/03	 Global Equity Ratings	

Details

2024/05/02 08:04:50

Price

0.058 EUR

Difference ▼ -0.68% (-0.00)

General attributes

ISIN	SE0001137985
Symbol	ACTI
Exchange	Stuttgart
Currency	EUR
Sector	Chemical / Pharmaceutical / Health
Security type	Stock
Market cap (m)	12 EUR
Benchmark	OMX STOCKHOLM 30 INDEX

Market data

Bid (Bid size)	- (0)
Ask (Ask size)	- (0)
Open	0.058 EUR
High	0.058 EUR
Low	0.058 EUR
Close (prev. day)	0.0584 EUR
VWAP	-
Volume (pcs)	0
Trading volume	0.00
Number of trades	3
Last size	0

Performance and Risk

	6m	1y	3y
Perf (%)	+40.33%	+2.14%	-50.92%
Perf (abs.)	+0.02	+0.00	-0.06
Beta	-0.44	0.01	0.25
Volatility	167.10	132.92	125.40



Information about previous performance does not guarantee future performance.
Source: FactSet

Price data

Ø price 5 days Ø volume 5 days (pcs.)	0.057 EUR (0)
Ø price 30 days Ø volume 30 days (pcs.)	0.060 EUR (0)
Ø price 100 days Ø volume 100 days (pcs.)	0.052 EUR (47)
Ø price 250 days Ø volume 250 days (pcs.)	0.052 EUR (241)
YTD High date	0.083 EUR (2024/01/19)
YTD Low date	0.030 EUR (2024/01/04)
52 Weeks High date	0.083 EUR (2024/01/19)
52 Weeks Low date	0.029 EUR (2023/12/08)

Arbitrage views

Exchange	Date	Time	Price	Trading volume (mio.)	Number of trades
Stuttgart	2024/05/02	08:04	0.058 EUR	0.00	3
Nasdaq Stockholm	2024/05/02	16:38	0.548 SEK	0.06	53
London Stock Exchange	2021/02/02	15:57	1.5205 SEK	0.02	2
Frankfurt	2024/05/02	08:18	0.0371 EUR	0.00	2
Berlin	2024/05/02	08:10	0.0371 EUR	0.00	2

Company profile

Company Logo

Contact Details

ACTIVE BIOTECH AB

--

Scheelevägen 22 223 63 Lund

Telefon: +46 46 19 20 00

Fax: +46 46 19 11 00

E-mail: -

Company Profile

-