

CONN'S INC.

ISIN: US2082421072

WKN: 208242107

Overview

2024/08/05 22:00:00

Price
0.0975 USDDifference  -46.40% (-0.08)

General attributes

ISIN	US2082421072
Symbol	CONNQ
Exchange	Nasdaq
Currency	USD
Sector	Commerce
Security type	Stock
Market cap (m)	2 EUR
Benchmark	S&P 500

Market data

Bid (Bid size)	0.072 USD (22,000)
Ask (Ask size)	0.074 USD (100)
Open	0.125 USD
High	0.15 USD
Low	0.095 USD
Close (prev. day)	0.1819 USD
VWAP	0.111026 USD
Volume (pcs)	2,865,262
Trading volume	318,067.37
Number of trades	2,821
Last size	-

Futures and Options











Related Futures	-
Related Options	-

5y



Information about previous performance does not guarantee future performance.
Source: FactSet

Recent research

on sector	on market		
Date		Headline	Download
2024/07/24		Global Equity Ratings	
2024/07/24		Aktienempfehlungen Global	
2024/07/15		Aktienempfehlungen Global	
2024/07/12		Global Equity Ratings	
2024/06/21		Equity Weekly	

Details

2024/08/05 22:00:00

Price
0.0975 USD

Difference ▼ -46.40% (-0.08)

General attributes

ISIN	US2082421072
Symbol	CONNQ
Exchange	Nasdaq
Currency	USD
Sector	Commerce
Security type	Stock
Market cap (m)	2 EUR
Benchmark	S&P 500

Market data

Bid (Bid size)	0.072 USD (22,000)
Ask (Ask size)	0.074 USD (100)
Open	0.125 USD
High	0.15 USD
Low	0.095 USD
Close (prev. day)	0.1819 USD
VWAP	0.111026 USD
Volume (pcs)	2,865,262
Trading volume	318,067.37
Number of trades	2,821
Last size	-

Performance and Risk

	6m	1y	3y
Perf (%)	-98.01%	-97.84%	-99.57%
Perf (abs.)	-4.81	-4.42	-22.72
Beta	4.89	3.37	2.09
Volatility	161.52	129.04	97.41

5y



Information about previous performance does not guarantee future performance.
Source: FactSet

Price data

Ø price 5 days Ø volume 5 days (pcs.)	0.2324 USD (1,247,946)
Ø price 30 days Ø volume 30 days (pcs.)	0.6952 USD (1,030,554)
Ø price 100 days Ø volume 100 days (pcs.)	2.5510 USD (400,504)
Ø price 250 days Ø volume 250 days (pcs.)	3.3429 USD (232,452)
YTD High date	5.1900 USD (2024/02/15)
YTD Low date	0.0950 USD (2024/08/05)
52 Weeks High date	5.1900 USD (2024/02/15)
52 Weeks Low date	0.0950 USD (2024/08/05)

All listings for CONN'S INC.

Exchange	Date	Time	Price	Trading volume (mio.)	Number of trades
Tradegate	2024/07/24	22:26	0.32 EUR	0.01	5
Stuttgart	-	-	-	0.00	-
Nasdaq	2024/08/05	22:00	0.0975 USD	0.32	2,821
Munich	2024/08/05	08:04	0.20 EUR	0.00	2
Frankfurt	2024/08/06	08:20	0.05 EUR	0.00	2

FINRA other OTC Issues	2024/08/09	20:51	0.035 USD	0.00	19
Duesseldorf	2024/08/06	09:31	0.0495 EUR	0.00	2
Berlin	2024/07/24	08:08	0.25 EUR	0.00	3

Company profile

Company Logo



Company Profile

-

Contact Details

CONN'S

--

College Street 3295 77701 Beaumont, TX

Telefon: +1-409-8321696

Fax: -

E-mail: InvestorRelations@conns.com