

VALNEVA SE

ISIN: FR0004056851

WKN: -

Overview

2024/04/26 21:02:55

Price

3.502 EUR

Difference  -3.10% (-0.11)

General attributes

ISIN FR0004056851

Symbol VLA

Exchange Munich

Currency EUR

Sector Chemical / Pharmaceutical / Health

Security type Stock

Market cap (m) 970 EUR

Benchmark CAC 40 INDEX

Market data

Bid (Bid size) -

Ask (Ask size) -

Open 3.548 EUR

High 3.548 EUR

Low 3.498 EUR

Close (prev. day) 3.614 EUR

VWAP 3.50002 EUR

Volume (pcs) 2,001

Trading volume 7,003.53

Number of trades 4

Last size 1,000

Futures and Options

Related Futures -

Related Options -











5y



Information about previous performance does not guarantee future performance.

Source: FactSet

Recent research

on sector		on market	
Date		Headline	Download
2024/04/26		Global Equity Ratings	
2024/04/26		Aktienempfehlungen Global	
2024/04/15		Aktienempfehlungen Österreich	
2024/04/03		Global Equity Ratings	
2024/04/03		Aktienempfehlungen Global	

Details

2024/04/26 21:02:55

Price

3.502 EUR

Difference  -3.10% (-0.11)

General attributes

ISIN	FR0004056851
Symbol	VLA
Exchange	Munich
Currency	EUR
Sector	Chemical / Pharmaceutical / Health
Security type	Stock
Market cap (m)	970 EUR
Benchmark	CAC 40 INDEX

Market data

Bid (Bid size)	-
Ask (Ask size)	-
Open	3.548 EUR
High	3.548 EUR
Low	3.498 EUR
Close (prev. day)	3.614 EUR
VWAP	3.5002 EUR
Volume (pcs)	2,001
Trading volume	7,003.53
Number of trades	4
Last size	1,000

Performance and Risk

	6m	1y	3y
Perf (%)	-36.33%	-23.19%	-68.33%
Perf (abs.)	-2.06	-1.09	-7.80
Beta	1.26	1.14	0.98
Volatility	49.05	51.84	87.19

5y



Information about previous performance does not guarantee future performance.
Source: FactSet

Price data

Ø price 5 days Ø volume 5 days (pcs.)	3.656 EUR (0)
Ø price 30 days Ø volume 30 days (pcs.)	3.666 EUR (391)
Ø price 100 days Ø volume 100 days (pcs.)	3.983 EUR (198)
Ø price 250 days Ø volume 250 days (pcs.)	5.239 EUR (160)
YTD High date	4.909 EUR (2024/01/09)
YTD Low date	2.974 EUR (2024/03/05)
52 Weeks High date	7.678 EUR (2023/06/21)
52 Weeks Low date	2.974 EUR (2024/03/05)

Arbitrage views

Exchange 	Date	Time	Price	Trading volume (mio.)	Number of trades
Xetra	2024/04/26	17:35	3.514 EUR	0.02	21
Vienna Stock Exchange	2024/04/26	09:05	3.438 EUR	0.00	3
Tradegate	2024/04/26	22:26	3.508 EUR	0.15	72
Stuttgart	2024/04/26	15:11	3.468 EUR	0.00	9
Munich	2024/	21:02	3.502 EUR	0.01	4

	04/26					
London Stock Exchange	2024/ 03/08	18:02	3.398 EUR	0.01		1
Hanover	2024/ 04/26	08:00	3.496 EUR	0.00		3
Hamburg	2024/ 04/26	09:04	3.448 EUR	0.00		2
Frankfurt	2024/ 04/26	21:44	3.516 EUR	0.04		10
FINRA other OTC Issues	2024/ 04/25	19:35	3.78 USD	0.01		2
Euronext Paris	2024/ 04/26	17:35	3.444 EUR	1.19		911
Euronext Milan MTF Trading After Hours	-	-	-	0.00		-
Duesseldorf	2024/ 04/26	19:31	3.44 EUR	0.00		7
Berlin	2024/ 04/26	21:02	3.496 EUR	0.00		2

Company profile

Company Logo



Contact Details

VALNEVA SE

--

Campus Bio-Ouest, 6, rue Alain Bombard -
44800 Saint-Herblain

Telefon: +33-2-28-07-37-10

Fax: +

E-mail: info@valneva.com

Company Profile

-

Members of Management Board

Thomas Lingelbach Chairman of Managing Board

Dipal Patel Member of Executive Committee

Franck Grimaud Member of Executive Committee

Frederic Jacotot Member of Executive Committee

Juan Carlos Jaramillo Member of Executive Committee

Peter Bühler Member of Executive Committee

Petra Pesendorfer Member of Executive Committee

Vincent Dequenne Member of Executive Committee

Board of directors

Anne-Marie Graffin Chairman of Supervisory Board

Kathrin Jansen Member of Supervisory Board

James Connolly Member of Supervisory Board

James Sulat Member of Supervisory Board

Maïlys Ferrère Member of Supervisory Board