

PSI GENERAL INDEX

ISIN: **PTING1000005** WKN: -

Overview

2024/08/21 18:05:02	
Price	4,570.26 EUR
Difference	▼ -0.08% (-3.69)
General attributes	
ISIN	PTING1000005
Symbol	-
Country	-
Instruments in index	37
Type of index	-
Security type	Index
Market data	
Open	4,573.95 EUR
High	4,582.39 EUR
Low	4,553.31 EUR
Close (prev. day)	4,573.95 EUR
Trading volume (m)	-
Volume (pcs)	-



Information about previous performance does not guarantee future performance.
Source: FactSet

Top 5

Name	Price	+ - (%)	Trend
REDITUS SG...	0.035	+40.00	▲
MARTIFER S...	1.645	+5.45	▲
NOVABASE S...	5.80	+0.87	↔
CTT-CORREI...	4.29	+0.71	↔
RAMADA INV...	6.74	+0.60	↔

Intraday 1w 1m 6m 1y 3y

Flop 5

Name	Price	+ - (%)	Trend
FUTEBOL CL...	1.15	-5.74	▼
INAPA INVE...	0.0038	-5.00	▼
IMPRESA SG...	0.1265	-3.07	▼
VAA VISTA ...	1.04	-2.80	▼
MOTA-ENGIL...	3.36	-2.61	▼

Intraday 1w 1m 6m 1y 3y

Futures and Options

Related Futures -

Related Options -

Details

2024/08/21 18:05:02

Price

4,570.26 EUR

Difference

**-0.08%** (-3.69)

General attributes

ISIN PTING1000005

Symbol -

Country -

Security type Index

Instruments in index 37

Market data

Open 4,573.95 EUR

High 4,582.39 EUR

Low 4,553.31 EUR

Close (prev. day) 4,573.95 EUR

Trading volume (m) -

Volume (pcs) -

Performance and Risk

	6m	1y	3y
Perf (%)	+6.02%	+2.91%	+12.52%
Perf (abs.)	+259.35	+129.21	+508.47
Beta	-	-	-
Volatility	16.21	15.87	16.83



5y






Information about previous performance does not guarantee future performance.

Source: FactSet

Price data

Ø price 5 days Ø volume 5 days (pcs.)	4,574.65 EUR (0)
Ø price 30 days Ø volume 30 days (pcs.)	4,585.13 EUR (0)
Ø price 100 days Ø volume 100 days (pcs.)	4,544.46 EUR (0)
Ø price 250 days Ø volume 250 days (pcs.)	4,468.79 EUR (0)
YTD High date	4,809.42 EUR (2024/05/15)
YTD Low date	4,087.86 EUR (2024/04/05)
52 Weeks High date	4,809.42 EUR (2024/05/15)
52 Weeks Low date	4,047.36 EUR (2023/10/06)

Composition

Name  ISIN	Price	Diff %  Diff +/-	Performance 	Date Time	Turnover Pc.  Turnover Money 
ALTRI SGPS SA PTALT0AE0002	4.82	-0.25% -0.01		24/08/21 17:26:37	99,082 267,205.00
BANCO COMERCIAL PORTUGUES... PTBCP0AM0015	0.3999	-0.22% -0.00		24/08/21 17:24:21	41,291,308 14,099,840.00
COFINA SGPS S.A. PTCFN0AE0003	0.61	-2.56% -0.02		24/08/21 17:19:05	10,315 4,860.00
CORTICEIRA AMORIM SGPS S... PTCOR0AE0006	8.86	-0.56% -0.05		24/08/21 17:23:36	23,427 87,075.00
CTT-CORREIOS DE PORTUGAL ... PTCTT0AM0001	4.29	0.82% 0.04		24/08/21 17:24:11	168,077 415,327.00
EDP RENOVÁVEIS S.A. ES0127797019	13.92	-0.29% -0.04		24/08/21 17:35:29	555,207 7,734,706.00
EDP-ENERGIAS DE PORTUGAL ... PTEDP0AM0009	3.706	-0.51% -0.02		24/08/21 17:29:48	4,263,520 7,749,286.00
ESTORIL SOL SGPS SA EUR5(... PTESO0AM0000	6.05	0.83% 0.05		24/08/06 16:30:08	500 3,025.00
FLEXDEAL SIMFE S.A EUR5 PTFXD0AM0018	4.90	0.00% 0.00		24/08/20 15:51:11	1,000 4,900.00
FUTEBOL CLUBE DO PORTO SA... PTFCP0AM0008	1.15	-5.74% -0.07		24/08/21 16:30:28	195 227.00
GALP ENERGIA SGPS S.A. PTGAL0AM0009	19.16	-0.44% -0.09		24/08/21 17:29:49	733,000 5,385,626.00
GLOBAL INTELLIGENT TECHNO... PTPAD0AM0007	0.494	-0.40% -0.00		24/08/21 12:08:34	12,656 2,480.00
GREENVOLT ENERGIAS RENOVA... PTGNV0AM0001	8.30	0.00% 0.00		24/08/21 17:23:21	200,059 1,564,550.00
GRUPO MEDIA CAPITAL SGPS ... PTGMC0AM0003	1.20	0.00% 0.00		24/07/24 16:30:22	200 240.00
IBERSOL SGPS S.A. PTIBS0AM0008	7.22	-0.55% -0.04		24/08/21 15:23:11	3,359 20,194.00
IMOBILIARIA CONSTRUTORA G... PTGPA0AP0007	0.20	0.00% 0.00		24/05/29 12:44:03	1 0.20
IMPRESA SGPS S.A. PTIPR0AM0000	0.1265	-3.07% -0.00		24/08/21 16:51:52	66,099 8,057.00
INAPA INVESTIMENTOS PARTI... PTINA0AP0008	0.0038	-5.00% -0.00		24/08/21 17:08:59	4,420,808 16,587.00
JERONIMO MARTINS SGPS SA PTJMT0AE0001	16.66	0.18% 0.03		24/08/21 17:28:13	670,862 3,647,512.00
LISGRAFICA IMPRESSAO E AR... PTLIG0AE0002	0.0045	0.00% 0.00		24/08/21 16:30:01	40 0.18
MARTIFER SGPS S.A. PTMFR0AM0003	1.645	5.45% 0.09		24/08/21 17:27:24	107,005 173,919.00
MOTA-ENGIL SGPS S.A. PTMEN0AE0005	3.36	-2.61% -0.09		24/08/21 17:26:00	1,247,134 3,572,494.00
NOS SGPS SA PTZON0AM0006	3.475	-0.29% -0.01		24/08/21 17:25:02	133,945 330,023.00
NOVABASE SGPS S.A. PTNBA0AM0006	5.80	0.87% 0.05		24/08/21 09:00:13	30 58.00
PHAROL SGPS SA PTPTC0AM0009	0.0456	-0.87% -0.00		24/08/21 15:03:51	158,136 6,991.00

PSI GENERAL INDEX

RAMADA INVESTIMENTOS SGPS... PTFRV0AE0004	6.74	0.60% 0.04		24/08/21 18:25:15	123 -
REDITUS SGPS S.A. PTRED0AP0010	0.035	40.00% 0.01		24/08/21 12:51:46	34,999 1,225.00
REN-REDES ENERGETICAS NAC... PTREL0AM0008	2.37	-0.21% -0.01		24/08/21 17:03:28	308,494 395,608.00
SEMAPA - SOCIEDADE DE INV... PTSEM0AM0004	14.24	0.28% 0.04		24/08/21 16:49:41	8,333 52,689.00
SONAE SGPS S.A. PTSON0AM0001	0.925	0.00% 0.00		24/08/21 17:27:42	617,978 318,850.00
SONAECOM SGPS SA PTSNC0AM0006	2.48	-0.80% -0.02		24/08/21 12:18:21	667 1,631.00
SPORT LISBOA E BENFICA SA... PTSLB0AM0010	3.49	-1.41% -0.05		24/08/21 16:13:16	2,941 10,089.00
SPORTING CLUBE DE PORTUGA... PTSCP0AM0001	0.89	0.00% 0.00		24/08/20 11:30:21	559 55.00
TEIXEIRA DUARTE S.A. PTTD10AM0000	0.0972	0.21% 0.00		24/08/21 17:40:18	136,011 -
THE NAVIGATOR COMPANY SA PTPTI0AM0006	3.662	-0.33% -0.01		24/08/21 17:17:03	250,665 501,229.00
TOYOTA CAETANO PORTUGAL S... PTSCT0AP0018	5.05	0.00% 0.00		24/08/20 13:26:26	330 1,667.00
VAA VISTA ALEGRE ATLANTIS... PTVAA0AM0019	1.04	-2.80% -0.03		24/08/21 15:31:32	168 124.00