

## TELE2 AB SER. B

ISIN: SE0005190238 WKN: -

## Overview

2024/07/26 13:56:53

Price  
9.326 EURDifference  0.87% (0.08)

## General attributes

ISIN	SE0005190238
Symbol	TEL2 B
Exchange	Stuttgart
Currency	EUR
Sector	Telecommunications
Security type	Stock
Market cap (m)	6,249 EUR
Benchmark	OMX STOCKHOLM 30 INDEX

## Market data

Bid (Bid size)	- (0)
Ask (Ask size)	- (0)
Open	9.17 EUR
High	9.328 EUR
Low	9.17 EUR
Close (prev. day)	9.246 EUR
VWAP	-
Volume (pcs)	0
Trading volume	0.00
Number of trades	9
Last size	0

## Futures and Options











Related Futures	38
Related Options	-



Information about previous performance does not guarantee future performance.

Source: FactSet

## Recent research

on sector			
Date		Headline	Download
2024/07/24		Global Equity Ratings	
2024/07/24		Aktienempfehlungen Global	
2024/07/19		Equity Weekly	
2024/07/15		Aktienempfehlungen Global	
2024/07/12		Global Equity Ratings	

## Details

2024/07/26 13:56:53

## Price

9.326 EUR

Difference ▲ 0.87% (0.08)

## General attributes

ISIN	SE0005190238
Symbol	TEL2 B
Exchange	Stuttgart
Currency	EUR
Sector	Telecommunications
Security type	Stock
Market cap (m)	6,249 EUR
Benchmark	OMX STOCKHOLM 30 INDEX

## Market data

Bid (Bid size)	- (0)
Ask (Ask size)	- (0)
Open	9.17 EUR
High	9.328 EUR
Low	9.17 EUR
Close (prev. day)	9.246 EUR
VWAP	-
Volume (pcs)	0
Trading volume	0.00
Number of trades	9
Last size	0

## Performance and Risk

	6m	1y	3y
Perf (%)	+21.24%	+32.36%	-25.00%
Perf (abs.)	+1.63	+2.28	-3.11
Beta	0.49	0.50	0.39
Volatility	24.65	23.68	26.26



Information about previous performance does not guarantee future performance.  
Source: FactSet

## Price data

Ø price 5 days   Ø volume 5 days (pcs.)	9.208 EUR (0)
Ø price 30 days   Ø volume 30 days (pcs.)	9.197 EUR (103)
Ø price 100 days   Ø volume 100 days (pcs.)	8.651 EUR (36)
Ø price 250 days   Ø volume 250 days (pcs.)	7.770 EUR (37)
YTD High   date	9.506 EUR (2024/06/24)
YTD Low   date	7.178 EUR (2024/02/12)
52 Weeks High   date	9.506 EUR (2024/06/24)
52 Weeks Low   date	6.310 EUR (2023/08/25)

## Arbitrage views

Exchange <span>⊕</span>	Date	Time	Price	Trading volume (mio.)	Number of trades
Tradegate	2024/07/26	22:26	9.362 EUR	0.00	1
Stuttgart	2024/07/26	13:56	9.326 EUR	0.00	9
Nasdaq Stockholm	2024/07/26	18:00	109.60 SEK	109.43	2,003
Munich	2024/07/26	08:19	9.244 EUR	0.00	2
London Stock Exchange	2024/	17:25	108.95 SEK	0.00	2

European Trade Reporting	07/26					
Hanover	2024/ 07/26	08:01	9.322 EUR	0.00		3
Frankfurt	2024/ 07/26	08:24	9.284 EUR	0.00		2
FINRA other OTC Issues	2024/ 06/28	20:18	10.00 USD	0.01		4
Duesseldorf	2024/ 07/26	19:32	9.296 EUR	0.00		7
Berlin	2024/ 07/26	08:52	9.258 EUR	0.00		3

## Company profile

### Company Logo



### Contact Details

TELE2 AB

--

Torshamnsgatan 17 - 164 40 Kista

Telefon: +46-8-5620-0060

Fax: +46-8-56200040

E-mail: -

### Company Profile

-

#### Members of Management Board

Kjell Johnsen Chairman of Managing Board

Charlotte Hansson Member of Executive Committee

Hendrik de Groot Member of Executive Committee

Jenny Garneij Member of Executive Committee

Johan Gustafsson Member of Executive Committee

Kim Hagberg Member of Executive Committee

Nathalie Dahmm Member of Executive Committee

Stefan Trampus Member of Executive Committee

Torkel Sigurd Member of Executive Committee

Yogesh Malik Member of Executive Committee

#### Board of directors

Thomas Reynaud Chairman of Supervisory Board

Aude Durand Member of Supervisory Board

Eva Maud Lindqvist Member of Supervisory Board

Jean-Marc Yves J. Harion Member of Supervisory Board

Lars-Åke Valdermar Norling Member of Supervisory Board

Nicholas Högberg Member of Supervisory Board

Sam Kini Member of Supervisory Board

Stina Honkamaa Bergfors Member of Supervisory Board