

ALTO INGREDIENTS INC.

ISIN: **US0215131063** WKN: **021513106**

Overview

2024/09/13 11:15:40

Price

1.241 EUR

Difference  0.57% (0.01)

General attributes

ISIN	US0215131063
Symbol	ALTO
Exchange	Frankfurt
Currency	EUR
Sector	Consumer Products
Security type	Stock
Market cap (m)	106 EUR
Benchmark	S&P 500

Market data

Bid (Bid size)	-
Ask (Ask size)	-
Open	1.245 EUR
High	1.245 EUR
Low	1.241 EUR
Close (prev. day)	1.234 EUR
VWAP	1.241 EUR
Volume (pcs)	27
Trading volume	33.51
Number of trades	1
Last size	27

Futures and Options

Related Futures	-
Related Options	-











5y



Information about previous performance does not guarantee future performance.

Source: FactSet

Recent research

on sector		on market	
Date		Headline	Download
2024/09/11		Global Equity Ratings	
2024/09/11		Aktienempfehlungen Global	
2024/09/09		Aktienempfehlungen Österreich	
2024/09/05		Global Equity Ratings	
2024/09/05		Aktienempfehlungen Global	

Details

2024/09/13 11:15:40

Price

1.241 EUR

Difference ▲ 0.57% (0.01)

General attributes

ISIN	US0215131063
Symbol	ALTO
Exchange	Frankfurt
Currency	EUR
Sector	Consumer Products
Security type	Stock
Market cap (m)	106 EUR
Benchmark	S&P 500

Market data

Bid (Bid size)	-
Ask (Ask size)	-
Open	1.245 EUR
High	1.245 EUR
Low	1.241 EUR
Close (prev. day)	1.234 EUR
VWAP	1.241 EUR
Volume (pcs)	27
Trading volume	33.51
Number of trades	1
Last size	27

Performance and Risk

	6m	1y	3y
Perf (%)	-31.06%	-66.64%	-67.60%
Perf (abs.)	-0.56	-2.48	-2.59
Beta	-	-	-
Volatility	60.33	102.06	84.30

5y



Information about previous performance does not guarantee future performance.
Source: FactSet

Price data

Ø price 5 days Ø volume 5 days (pcs.)	1.239 EUR (232)
Ø price 30 days Ø volume 30 days (pcs.)	1.243 EUR (72)
Ø price 100 days Ø volume 100 days (pcs.)	1.359 EUR (59)
Ø price 250 days Ø volume 250 days (pcs.)	2.001 EUR (186)
YTD High date	2.500 EUR (2024/01/09)
YTD Low date	1.148 EUR (2024/06/20)
52 Weeks High date	4.280 EUR (2023/11/06)
52 Weeks Low date	1.148 EUR (2024/06/20)

All listings for ALTO INGREDIENTS INC.

Exchange	Date	Time	Price	Trading volume (mio.)	Number of trades
Tradegate	2024/09/13	22:02	1.386 EUR	0.00	1
Stuttgart	2024/09/13	20:07	1.352 EUR	0.00	5
Nasdaq	2024/09/13	22:00	1.54 USD	0.84	2,307
Frankfurt	2024/09/13	11:15	1.241 EUR	0.00	1
Duesseldorf	2024/09/13	19:31	1.32 EUR	0.00	7
Berlin	2024/09/13	08:08	1.24 EUR	0.00	3

Company profile

Company Logo



Company Profile

-

Contact Details

ALTO INGREDIENTS

--

Telefon: -

Fax: -

E-mail: -