

MAG SILVER CORP

ISIN: CA55903Q1046 WKN: 55903Q104

Overview

2024/06/21 12:10:15

Price
11.67 EURDifference  2.73% (0.31)

General attributes

ISIN	CA55903Q1046
Symbol	MAG
Exchange	Frankfurt
Currency	EUR
Sector	Energy / Commodities
Security type	Stock
Market cap (m)	1,153 EUR
Benchmark	S&P/TSX 60 INDEX

Market data

Bid (Bid size)	-
Ask (Ask size)	-
Open	11.39 EUR
High	11.67 EUR
Low	11.39 EUR
Close (prev. day)	11.36 EUR
VWAP	11.67 EUR
Volume (pcs)	300
Trading volume	3,501.00
Number of trades	1
Last size	300

Futures and Options









Related Futures	-
Related Options	-

5y



Information about previous performance does not guarantee future performance.
Source: FactSet

Recent research

on sector		
Date	Headline	Download
2024/06/21	 Global Equity Ratings	
2024/06/21	 Aktienempfehlungen Global	
2024/06/14	 Equity Weekly	
2024/06/14	 Global Equity Ratings	
2024/06/14	 Aktienempfehlungen Global	

Details

2024/06/21 12:10:15

Price

11.67 EUR

Difference ▲ 2.73% (0.31)

General attributes

ISIN	CA55903Q1046
Symbol	MAG
Exchange	Frankfurt
Currency	EUR
Sector	Energy / Commodities
Security type	Stock
Market cap (m)	1,153 EUR
Benchmark	S&P/TSX 60 INDEX

Market data

Bid (Bid size)	-
Ask (Ask size)	-
Open	11.39 EUR
High	11.67 EUR
Low	11.39 EUR
Close (prev. day)	11.36 EUR
VWAP	11.67 EUR
Volume (pcs)	300
Trading volume	3,501.00
Number of trades	1
Last size	300

Performance and Risk

	6m	1y	3y
Perf (%)	+23.49%	+16.24%	-36.39%
Perf (abs.)	+2.22	+1.63	-6.68
Beta	2.50	2.05	1.84
Volatility	54.82	49.94	55.47

5y



Information about previous performance does not guarantee future performance.
Source: FactSet

Price data

Ø price 5 days Ø volume 5 days (pcs.)	11.35 EUR (130)
Ø price 30 days Ø volume 30 days (pcs.)	11.97 EUR (202)
Ø price 100 days Ø volume 100 days (pcs.)	10.25 EUR (245)
Ø price 250 days Ø volume 250 days (pcs.)	9.99 EUR (263)
YTD High date	13.46 EUR (2024/05/20)
YTD Low date	7.49 EUR (2024/02/29)
52 Weeks High date	13.46 EUR (2024/05/20)
52 Weeks Low date	7.49 EUR (2024/02/29)

Arbitrage views

Exchange ⊕	Date	Time	Price	Trading volume (mio.)	Number of trades
Tradegate	2024/06/21	22:26	11.26 EUR	0.24	27
Toronto Stock Exchange	2024/06/21	22:00	16.51 CAD	3.04	1,032
Stuttgart	2024/06/21	21:53	11.20 EUR	0.02	13
NYSE MKT	2024/06/21	22:00	11.97 USD	18.34	8,549
Munich	2024/06/21	08:04	11.52 EUR	0.00	2

	21						
London Stock Exchange	2024/05/21	15:32	19.40 CAD	0.00		1	
Frankfurt	2024/06/21	12:10	11.67 EUR	0.00		1	
Duesseldorf	2024/06/21	19:32	11.15 EUR	0.00		7	
Berlin	2024/06/21	20:22	11.27 EUR	0.00		13	

Company profile

Company Logo



Company Profile

-

Contact Details

MAG SILVER CORP

--

Bentall Tower 5 Suite 328 550 Burrard Street
- V6C 2B5 Vancouver, BC

Telefon: +1 604 630 1399

Fax: +1 604 484 4710

E-mail: info@magsilver.com