

HEXPOL AB CLASS B

ISIN: SE0007074281

WKN: -

Overview

2022/11/30 10:45:43

Price

10.45 EUR

Difference  -0.48% (-0.05)

General attributes

ISIN SE0007074281

Symbol HPOL B

Exchange Stuttgart

Currency EUR

Sector Chemical / Pharmaceutical / Health

Security type Stock

Market cap (m) 3,500 EUR

Benchmark OMX STOCKHOLM 30 INDEX

Market data

Bid (Bid size) 10.47 EUR (650)

Ask (Ask size) 10.57 EUR (8,000)

Open 10.47 EUR

High 10.47 EUR

Low 10.45 EUR

Close (prev. day) 10.50 EUR

VWAP -

Volume (pcs) 0

Trading volume 0.00

Number of trades 2

Last size 0

Futures and Options

Related Futures 21

Related Options -













Information about previous performance does not guarantee future performance.

Source: FactSet

Recent research

on sector

Date	Headline	Download
2022/11/28	 Aktienempfehlungen Österreich	
2022/11/28	 Global Equity Ratings	
2022/11/28	 Aktienempfehlungen Global	
2022/11/25	 Equity Weekly	
2022/11/21	 Aktienempfehlungen Österreich	

Details

2022/11/30 10:45:43

Price

10.45 EUR

Difference  -0.48% (-0.05)

General attributes

ISIN	SE0007074281
Symbol	HPOL B
Exchange	Stuttgart
Currency	EUR
Sector	Chemical / Pharmaceutical / Health
Security type	Stock
Market cap (m)	3,500 EUR
Benchmark	OMX STOCKHOLM 30 INDEX

Market data

Bid (Bid size)	10.47 EUR (650)
Ask (Ask size)	10.57 EUR (8,000)
Open	10.47 EUR
High	10.47 EUR
Low	10.45 EUR
Close (prev. day)	10.50 EUR
VWAP	-
Volume (pcs)	0
Trading volume	0.00
Number of trades	2
Last size	0

Performance and Risk

	6m	1y	3y
Perf (%)	+24.19%	-1.50%	+25.75%
Perf (abs.)	+2.05	-0.16	+2.15
Beta	1.19	1.23	1.16
Volatility	35.47	43.48	42.05

5y



Information about previous performance does not guarantee future performance.
Source: FactSet

Price data

Ø price 5 days Ø volume 5 days (pcs.)	10.54 EUR (0)
Ø price 30 days Ø volume 30 days (pcs.)	10.02 EUR (10)
Ø price 100 days Ø volume 100 days (pcs.)	9.41 EUR (13)
Ø price 250 days Ø volume 250 days (pcs.)	9.36 EUR (15)
YTD High date	12.13 EUR (2022/01/05)
YTD Low date	7.39 EUR (2022/05/09)
52 Weeks High date	12.13 EUR (2022/01/05)
52 Weeks Low date	7.39 EUR (2022/05/09)

Arbitrage views

Exchange 	Date	Time	Price	Trading volume (mio.)	Number of trades
Tradegate	2022/11/29	22:26	10.47 EUR	0.00	1
Stuttgart	2022/11/30	10:45	10.45 EUR	0.00	2
Nasdaq Stockholm	2022/11/30	11:07	114.70 SEK	5.24	186
Munich	2022/11/30	08:01	10.49 EUR	0.00	1
London Stock Exchange	2022/	09:00	113.20 SEK	0.00	1

European Trade Reporting	11/30					
Frankfurt	2022/ 11/30	09:15	10.39 EUR	0.00		4
FINRA other OTC Issues	2022/ 11/21	16:31	10.52 USD	0.20		3
Duesseldorf	2022/ 11/30	11:00	10.44 EUR	0.00		5
Berlin	2022/ 11/30	10:59	10.50 EUR	0.00		4

Company profile

Company Logo



Contact Details

HEXPOL AB

--

Skeppsbron 3 - 211 20 Malmö

Telefon: 46-40-25-46-60

Fax: 46-40-25-46-89

E-mail: info@hexpol.com

Company Profile

-

Members of Management Board

Georg Brunstam Chairman of Managing Board

Carsten Rüter Member of Executive Committee

Jan Wikström Member of Executive Committee

Ken Bloom Member of Executive Committee

Magnus Berglund Member of Executive Committee

Peter Rosén Member of Executive Committee

Ralph Wolkener Member of Executive Committee

Board of directors

Alf Göran Göransson Chairman of Supervisory Board

Ann Kerstin Birgitta Lindell Member of Supervisory Board

Jan-Anders Edvin Månsson Member of Supervisory Board

Eva Christina Malin Persson Member of Supervisory Board

Gun Elice Nilsson Member of Supervisory Board

Märta I K Schörling Andreen Member of Supervisory Board