

GOLD RESERVE INC.

ISIN: CA38068N3067 WKN: -

Overview

2024/09/18 20:48:10

Price

3.28 EUR

Difference  -1.80% (-0.06)

General attributes

ISIN	CA38068N3067
Symbol	-
Exchange	Berlin
Currency	EUR
Sector	-
Security type	Stock
Market cap (m)	401 EUR
Benchmark	S&P 500

Market data

Bid (Bid size)	3.12 EUR (2,100)
Ask (Ask size)	3.46 EUR (1,900)
Open	3.50 EUR
High	3.78 EUR
Low	3.28 EUR
Close (prev. day)	3.34 EUR
VWAP	-
Volume (pcs)	0
Trading volume	0.00
Number of trades	20
Last size	0

Futures and Options











Related Futures	-
Related Options	-

5y



Information about previous performance does not guarantee future performance.
Source: FactSet

Recent research

on market		
Date	Headline	Download
2024/09/11	 Global Equity Ratings	
2024/09/11	 Aktienempfehlungen Global	
2024/09/09	 Marktkommentar	
2024/09/05	 Global Equity Ratings	
2024/09/05	 Aktienempfehlungen Global	

Details

2024/09/18 20:48:10

Price

3.28 EUR

Difference ▼ -1.80% (-0.06)

General attributes

ISIN	CA38068N3067
Symbol	-
Exchange	Berlin
Currency	EUR
Sector	-
Security type	Stock
Market cap (m)	401 EUR
Benchmark	S&P 500

Market data

Bid (Bid size)	3.12 EUR (2,100)
Ask (Ask size)	3.46 EUR (1,900)
Open	3.50 EUR
High	3.78 EUR
Low	3.28 EUR
Close (prev. day)	3.34 EUR
VWAP	-
Volume (pcs)	0
Trading volume	0.00
Number of trades	20
Last size	0

Performance and Risk

	6m	1y	3y
Perf (%)	+22.79%	+30.47%	+138.57%
Perf (abs.)	+0.62	+0.78	+1.94
Beta	-	-	-
Volatility	87.08	90.81	110.25

5y



Information about previous performance does not guarantee future performance.
Source: FactSet

Price data

Ø price 5 days Ø volume 5 days (pcs.)	3.34 EUR (0)
Ø price 30 days Ø volume 30 days (pcs.)	3.41 EUR (0)
Ø price 100 days Ø volume 100 days (pcs.)	3.52 EUR (30)
Ø price 250 days Ø volume 250 days (pcs.)	2.93 EUR (13)
YTD High date	4.50 EUR (2024/06/13)
YTD Low date	2.12 EUR (2024/04/25)
52 Weeks High date	4.50 EUR (2024/06/13)
52 Weeks Low date	1.74 EUR (2023/10/11)

Arbitrage views

Exchange ⊕	Date	Time	Price	Trading volume (mio.)	Number of trades
TSX Venture Exchange	2024/09/18	20:28	5.13 CAD	0.04	3
Stuttgart	2024/09/18	18:28	3.16 EUR	0.00	3
Munich	2024/09/18	08:03	3.38 EUR	0.00	1
Frankfurt	2024/09/18	08:11	3.38 EUR	0.00	1
FINRA other OTC	2024/09/18	20:28	3.78 USD	0.04	8

Issues	18					
Duesseldorf	2024/09/ 18	19:32	3.26 EUR	0.00		5
Berlin	2024/09/ 18	20:48	3.28 EUR	0.00		20

Company profile

Company Logo



Company Profile

-

Contact Details

GOLD RESERVE

--

Telefon: -

Fax: -

E-mail: -