

## STELLANTIS N.V.

ISIN: NL00150001Q9 WKN: MTA-F

## Overview

2024/10/18 19:31:33

Price

12.156 EUR

Difference  1.76% (0.21)

## General attributes

|                |                           |
|----------------|---------------------------|
| ISIN           | NL00150001Q9              |
| Symbol         | STLAM                     |
| Exchange       | Duesseldorf               |
| Currency       | EUR                       |
| Sector         | Automotive                |
| Security type  | Stock                     |
| Market cap (m) | 35,131 EUR                |
| Benchmark      | AMSTERDAM EXCHANGES INDEX |

## Market data

|                   |            |
|-------------------|------------|
| Bid (Bid size)    | -          |
| Ask (Ask size)    | -          |
| Open              | 11.926 EUR |
| High              | 12.23 EUR  |
| Low               | 11.926 EUR |
| Close (prev. day) | 11.946 EUR |
| VWAP              | -          |
| Volume (pcs)      | 205        |
| Trading volume    | 2,502.64   |
| Number of trades  | 6          |
| Last size         | 0          |

## Futures and Options

|                 |    |
|-----------------|----|
| Related Futures | 22 |
| Related Options | -  |





5y



Information about previous performance does not guarantee future performance.

Source: FactSet

## Recent research

| on instrument | on sector   | on market   |
|---------------|---|---|
| Date          | Headline  | Download  |
| 2023/06/06    |  Global Equity Ratings     |  |
| 2023/06/06    |  Aktienempfehlungen Global |  |
| 2023/06/01    |  Aktienempfehlungen Global |  |
| 2023/06/01    |  Global Equity Ratings     |  |
| 2023/05/24    |  Global Equity Ratings     |  |

## Details

2024/10/18 19:31:33

## Price

12.156 EUR

Difference ▲ 1.76% (0.21)

## General attributes

|                |                           |
|----------------|---------------------------|
| ISIN           | NL00150001Q9              |
| Symbol         | STLAM                     |
| Exchange       | Duesseldorf               |
| Currency       | EUR                       |
| Sector         | Automotive                |
| Security type  | Stock                     |
| Market cap (m) | 35,131 EUR                |
| Benchmark      | AMSTERDAM EXCHANGES INDEX |

## Market data

|                   |            |
|-------------------|------------|
| Bid (Bid size)    | -          |
| Ask (Ask size)    | -          |
| Open              | 11.926 EUR |
| High              | 12.23 EUR  |
| Low               | 11.926 EUR |
| Close (prev. day) | 11.946 EUR |
| VWAP              | -          |
| Volume (pcs)      | 205        |
| Trading volume    | 2,502.64   |
| Number of trades  | 6          |
| Last size         | 0          |

## Performance and Risk

|             | 6m      | 1y      | 3y      |
|-------------|---------|---------|---------|
| Perf (%)    | -49.38% | -35.02% | -28.02% |
| Perf (abs.) | -11.86  | -6.55   | -4.73   |
| Beta        | 0.86    | 0.89    | 1.25    |
| Volatility  | 37.77   | 33.08   | 34.90   |

5y



Information about previous performance does not guarantee future performance.  
Source: FactSet

## Price data

|   |                         |
|---|-------------------------|
| Ø price 5 days   Ø volume 5 days (pcs.)     | 11.999 EUR (64)         |
| Ø price 30 days   Ø volume 30 days (pcs.)   | 12.929 EUR (320)        |
| Ø price 100 days   Ø volume 100 days (pcs.) | 15.789 EUR (158)        |
| Ø price 250 days   Ø volume 250 days (pcs.) | 19.310 EUR (108)        |
| YTD High   date                             | 27.165 EUR (2024/03/25) |
| YTD Low   date                              | 11.714 EUR (2024/10/11) |
| 52 Weeks High   date                        | 27.165 EUR (2024/03/25) |
| 52 Weeks Low   date                         | 11.714 EUR (2024/10/11) |

## Arbitrage views

| Exchange <span>⊕</span> | Date       | Time  | Price      | Trading volume (mio.) | Number of trades |
|-------------------------|------------|-------|------------|-----------------------|------------------|
| Xetra                   | 2024/10/18 | 17:35 | 12.162 EUR | 2.31                  | 595              |
| Vienna Stock Exchange   | 2024/10/18 | 17:32 | 12.162 EUR | 0.00                  | 6                |
| Tradegate               | 2024/10/18 | 22:26 | 12.224 EUR | 1.32                  | 190              |
| Stuttgart               | 2024/10/18 | 17:15 | 12.164 EUR | 0.06                  | 22               |
| NYSE                    | 2024/      | 22:00 | 13.28 USD  | 73.16                 | 23,009           |

|   |                |       |        |     |        |        |
|---|----------------|-------|--------|-----|--------|--------|
|   | 10/18          |       |        |     |        |        |
| Munich  | 2024/<br>10/18 | 08:05 | 11.964 | EUR | 0.00   | 1      |
| London Stock Exchange<br>European Trade Reporting | 2024/<br>10/18 | 17:30 | 11.925 | EUR | 0.00   | 5      |
| Hanover   | 2024/<br>10/18 | 13:00 | 12.274 | EUR | 0.00   | 2      |
| Hamburg   | 2024/<br>10/18 | 17:25 | 12.17  | EUR | 0.00   | 3      |
| Frankfurt   | 2024/<br>10/18 | 17:06 | 12.16  | EUR | 0.03   | 6      |
| Euronext Paris                                    | 2024/<br>10/18 | 17:35 | 12.178 | EUR | 26.52  | 5,754  |
| Euronext Milan MTF Trading<br>After Hours         | 2024/<br>10/18 | 20:27 | 12.224 | EUR | 1.40   | 98     |
| Euronext Milan                                    | 2024/<br>10/18 | 17:44 | 12.184 | EUR | 214.77 | 17,256 |
| Duesseldorf                                       | 2024/<br>10/18 | 19:31 | 12.156 | EUR | 0.00   | 6      |
| Berlin  | 2024/<br>10/18 | 09:11 | 12.224 | EUR | 0.00   | 2      |

# Company profile

## Company Logo



### Contact Details

STELLANTIS NV

--

Taurusavenue 1 - 2132 LS Hoofddorp

Telefon: +31-23-700-1511

Fax: +

E-mail: [communications@stellantis.com](mailto:communications@stellantis.com)

## Company Profile

-

### Members of Management Board

Carlos Tavares Chairman of Managing Board

Arnaud Deboeuf Member of Executive Committee

Beatrice Foucher Member of Executive Committee

Bertrand Blaise Member of Executive Committee

Giorgio Fossati Member of Executive Committee

Gregoire Olivier Member of Executive Committee

Jean-Pierre Ploue Member of Executive Committee

Maxime Picat Member of Executive Committee

Natalie Knight Member of Executive Committee

Ned Curic Member of Executive Committee

Olivier Bourges Member of Executive Committee

Philippe de Rovira Member of Executive Committee

Ralph Gilles Member of Executive Committee

Richard Schwarzwald Member of Executive Committee

Xavier Chéreau Member of Executive Committee

Yves Bonnefont Member of Executive Committee

### Board of directors

John Jacob Philip Elkann Chairman of Supervisory Board

Ann Godbehere Member of Supervisory Board

Benoît Ribadeau-Dumas Member of Supervisory Board

Claudia Parzani Member of Supervisory Board

Fiona Cicconi Member of Supervisory Board

Henri de la Croix de Castries Member of Supervisory Board

Jacques de Saint-Exupéry Member of Supervisory Board

Nicolas Dufourcq Member of Supervisory Board

Robert Peugeot Member of Supervisory Board

Wan Ling Martello Member of Supervisory Board