

OLVI PLC A

ISIN:

FI0009900401

WKN:

OLVAS

Overview

2022/10/07 16:00:07

Price

31.40 EUR

Difference  -0.48% (-0.15)

General attributes

ISIN	FI0009900401
Symbol	OLVAS
Exchange	Frankfurt
Currency	EUR
Sector	Consumer Products
Security type	Stock
Market cap (m)	543 EUR
Benchmark	OMX HELSINKI 25

Market data

Bid (Bid size)	-
Ask (Ask size)	-
Open	31.05 EUR
High	31.70 EUR
Low	31.05 EUR
Close (prev. day)	31.55 EUR
VWAP	30.20 EUR
Volume (pcs)	0
Trading volume	0.00
Number of trades	4
Last size	0

Futures and Options











Related Futures	-
Related Options	-

5y



Information about previous performance does not guarantee future performance.
Source: FactSet

Recent research

on sector		on market	
Date		Headline	Download
2022/10/07		Equity Weekly	
2022/10/05		Global Equity Ratings	
2022/10/05		Aktienempfehlungen Global	
2022/09/26		Global Equity Ratings	
2022/09/26		Aktienempfehlungen Global	

Details

2022/10/07 16:00:07

Price

31.40 EUR

Difference ▼ -0.48% (-0.15)

General attributes

ISIN	FI0009900401
Symbol	OLVAS
Exchange	Frankfurt
Currency	EUR
Sector	Consumer Products
Security type	Stock
Market cap (m)	543 EUR
Benchmark	OMX HELSINKI 25

Market data

Bid (Bid size)	-
Ask (Ask size)	-
Open	31.05 EUR
High	31.70 EUR
Low	31.05 EUR
Close (prev. day)	31.55 EUR
VWAP	30.20 EUR
Volume (pcs)	0
Trading volume	0.00
Number of trades	4
Last size	0

Performance and Risk

	6m	1y	3y
Perf (%)	-3.24%	-35.98%	-18.76%
Perf (abs.)	-1.05	-17.65	-7.25
Beta	0.48	0.76	0.61
Volatility	31.25	34.96	29.31

5y



Information about previous performance does not guarantee future performance.
Source: FactSet

Price data

Ø price 5 days Ø volume 5 days (pcs.)	31.89 EUR (0)
Ø price 30 days Ø volume 30 days (pcs.)	31.56 EUR (30)
Ø price 100 days Ø volume 100 days (pcs.)	32.99 EUR (18)
Ø price 250 days Ø volume 250 days (pcs.)	39.27 EUR (9)
YTD High date	51.40 EUR (2022/01/12)
YTD Low date	29.10 EUR (2022/05/10)
52 Weeks High date	54.70 EUR (2021/11/15)
52 Weeks Low date	29.10 EUR (2022/05/10)

Arbitrage views

Exchange	Date	Time	Price	Trading volume (mio.)	Number of trades
Stuttgart	2022/10/07	16:16	31.35 EUR	0.00	4
Nasdaq Helsinki	2022/10/07	17:29	31.95 EUR	0.17	149
Munich	2022/10/07	08:12	31.85 EUR	0.00	1
London Stock Exchange	2019/12/13	10:16	41.77 EUR	0.01	1
Frankfurt	2022/10/07	16:00	31.40 EUR	0.00	4

	07							
Duesseldorf	2022/10/07	21:01	31.50	EUR	0.00			11

Company profile

Company Logo

Contact Details

OLVI

--

Olvitie I-IV - 74100 Iisalmi

Telefon: +358 17 838 51

Fax: +358 17 838 5215

E-mail: -

Company Profile

-