

LY CORP.

ISIN: JP3933800009

WKN: 4689

Overview

2024/09/18 10:38:25

Price
2.50 EURDifference  -3.10% (-0.08)

General attributes

ISIN	JP3933800009
Symbol	4689
Exchange	Stuttgart
Currency	EUR
Sector	IT-Technology
Security type	Stock
Market cap (m)	19,428 EUR
Benchmark	NIKKEI 225

Market data

Bid (Bid size)	2.50 EUR (5,000)
Ask (Ask size)	2.58 EUR (5,000)
Open	2.54 EUR
High	2.54 EUR
Low	2.50 EUR
Close (prev. day)	2.58 EUR
VWAP	-
Volume (pcs)	3,521
Trading volume	8,802.50
Number of trades	2
Last size	3,521

Futures and Options









Related Futures	-
Related Options	-

5y



Information about previous performance does not guarantee future performance.
Source: FactSet

Recent research

on sector		on market	
Date		Headline	Download
2024/09/11		Global Equity Ratings	
2024/09/11		Aktienempfehlungen Global	
2024/09/09		Aktienempfehlungen Österreich	
2024/09/06		Equity Weekly	
2024/09/05		Global Equity Ratings	

Details

2024/09/18 10:38:25

Price

2.50 EUR

 Difference ▼ -3.10% (-0.08)

General attributes

ISIN	JP3933800009
Symbol	4689
Exchange	Stuttgart
Currency	EUR
Sector	IT-Technology
Security type	Stock
Market cap (m)	19,428 EUR
Benchmark	NIKKEI 225

Market data

Bid (Bid size)	2.50 EUR (5,000)
Ask (Ask size)	2.58 EUR (5,000)
Open	2.54 EUR
High	2.54 EUR
Low	2.50 EUR
Close (prev. day)	2.58 EUR
VWAP	-
Volume (pcs)	3,521
Trading volume	8,802.50
Number of trades	2
Last size	3,521

Performance and Risk

	6m	1y	3y
Perf (%)	+4.88%	-8.51%	-54.34%
Perf (abs.)	+0.12	-0.24	-3.07
Beta	-	-	-
Volatility	43.91	41.12	38.39

5y



Information about previous performance does not guarantee future performance.
Source: FactSet

Price data

Ø price 5 days Ø volume 5 days (pcs.)	2.60 EUR (33)
Ø price 30 days Ø volume 30 days (pcs.)	2.44 EUR (145)
Ø price 100 days Ø volume 100 days (pcs.)	2.30 EUR (483)
Ø price 250 days Ø volume 250 days (pcs.)	2.49 EUR (405)
YTD High date	3.18 EUR (2024/01/03)
YTD Low date	2.00 EUR (2024/05/08)
52 Weeks High date	3.18 EUR (2024/01/03)
52 Weeks Low date	2.00 EUR (2024/05/08)

Arbitrage views

Exchange	Date	Time	Price	Trading volume (mio.)	Number of trades
Tradegate	2024/09/17	22:26	2.58 EUR	0.00	1
Tokyo Stock Exchange	2024/09/18	08:00	401.80 JPY	39.51	5,678
Stuttgart	2024/09/18	10:38	2.50 EUR	0.01	2
Munich	2024/09/18	08:13	2.56 EUR	0.00	1
Frankfurt	2024/09/18	09:08	2.52 EUR	0.00	1

	18					
FINRA other OTC Issues	2024/09/10	15:59	2.80 USD	0.01		5
Duesseldorf	2024/09/18	19:31	2.50 EUR	0.00		5
Berlin	2024/09/18	08:08	2.52 EUR	0.00		1

Company profile

Company Logo

LY

Company Profile

-

Contact Details

LY CORP.

--

Kioi Tower, 1-3 Kioicho, Chiyoda-ku -
102-8282 Tokyo

Telefon: -

Fax: -

E-mail: -