

## KUBOTA CORP

ISIN: JP3266400005

WKN: 6326

## Overview

2024/06/17 08:07:51

Price  
13.035 EURDifference  0.00% (0.00)

## General attributes

ISIN	JP3266400005
Symbol	6326
Exchange	Munich
Currency	EUR
Sector	Utilities
Security type	Stock
Market cap (m)	15,371 EUR
Benchmark	NIKKEI 225

## Market data

Bid (Bid size)	12.885 EUR (400)
Ask (Ask size)	13.13 EUR (400)
Open	13.035 EUR
High	13.035 EUR
Low	13.035 EUR
Close (prev. day)	13.035 EUR
VWAP	14.075 EUR
Volume (pcs)	0
Trading volume	0.00
Number of trades	1
Last size	0

## Futures and Options









Related Futures	-
Related Options	-

5y



Information about previous performance does not guarantee future performance.  
Source: FactSet

## Recent research

on sector		on market	
Date		Headline	Download
2024/06/14		Global Equity Ratings	
2024/06/14		Aktienempfehlungen Global	
2024/06/11		Aktienempfehlungen Österreich	
2024/05/31		Equity Weekly	
2024/05/29		Global Equity Ratings	

## Details

2024/06/17 08:07:51

## Price

13.035 EUR

Difference ➔ 0.00% (0.00)

## General attributes

ISIN	JP3266400005
Symbol	6326
Exchange	Munich
Currency	EUR
Sector	Utilities
Security type	Stock
Market cap (m)	15,371 EUR
Benchmark	NIKKEI 225

## Market data

Bid (Bid size)	12.885 EUR (400)
Ask (Ask size)	13.13 EUR (400)
Open	13.035 EUR
High	13.035 EUR
Low	13.035 EUR
Close (prev. day)	13.035 EUR
VWAP	14.075 EUR
Volume (pcs)	0
Trading volume	0.00
Number of trades	1
Last size	0

## Performance and Risk

	6m	1y	3y
Perf (%)	+1.05%	-7.16%	-24.17%
Perf (abs.)	+0.14	-1.01	-4.16
Beta	0.87	0.89	1.01
Volatility	19.62	18.98	22.23

5y



Information about previous performance does not guarantee future performance.  
Source: FactSet

## Price data

Ø price 5 days   Ø volume 5 days (pcs.)	13.027 EUR (0)
Ø price 30 days   Ø volume 30 days (pcs.)	13.649 EUR (7)
Ø price 100 days   Ø volume 100 days (pcs.)	14.031 EUR (3)
Ø price 250 days   Ø volume 250 days (pcs.)	13.757 EUR (11)
YTD High   date	15.445 EUR (2024/04/15)
YTD Low   date	12.935 EUR (2024/06/05)
52 Weeks High   date	15.445 EUR (2024/04/15)
52 Weeks Low   date	12.620 EUR (2023/10/30)

## Arbitrage views

Exchange <span style="color: green;">⊕</span>	Date	Time	Price	Trading volume (mio.)	Number of trades
Tradegate	2024/06/17	14:01	12.96 EUR	0.02	7
Tokyo Stock Exchange	2024/06/17	08:00	2,202.50 JPY	61.55	3,700
Stuttgart	2024/06/17	09:18	13.00 EUR	0.01	2
Munich	2024/06/17	08:07	13.035 EUR	0.00	1
Hanover	2024/06/17	08:01	12.96 EUR	0.00	1

	17					
Frankfurt	2024/06/17	08:09	12.97 EUR	0.00		1
FINRA other OTC Issues	2024/06/13	19:11	14.2775 USD	0.00		1
Duesseldorf	2024/06/17	12:30	12.92 EUR	0.00		3
Berlin	2024/06/17	08:08	12.965 EUR	0.00		1

## Company profile

### Company Logo



### Company Profile

-

### Contact Details

KUBOTA CORP.

--

1-2-47, Shikitsu-Higashi, Naniwa-ku -  
556-8601 Osaka

Telefon: 06-6648-2111

Fax: 06-6648-2398

E-mail: -