

MARUBENI CORP

ISIN: JP3877600001 WKN: 8002

Overview

2024/06/10 11:20:09

Price
17.436 EURDifference  0.10% (0.02)

General attributes

ISIN	JP3877600001
Symbol	8002
Exchange	Munich
Currency	EUR
Sector	Commerce
Security type	Stock
Market cap (m)	29,756 EUR
Benchmark	NIKKEI 225

Market data

Bid (Bid size)	-
Ask (Ask size)	-
Open	17.54 EUR
High	17.54 EUR
Low	17.436 EUR
Close (prev. day)	17.418 EUR
VWAP	17.436 EUR
Volume (pcs)	710
Trading volume	12,379.56
Number of trades	3
Last size	450

Futures and Options











Related Futures	-
Related Options	-

5y



Information about previous performance does not guarantee future performance.
Source: FactSet

Recent research

on sector		on market	
Date		Headline	Download
2024/05/31		Equity Weekly	
2024/05/29		Global Equity Ratings	
2024/05/29		Aktienempfehlungen Global	
2024/04/26		Global Equity Ratings	
2024/04/26		Aktienempfehlungen Global	

Details

2024/06/10 11:20:09

Price

17.436 EUR

Difference ▲ 0.10% (0.02)

General attributes

ISIN	JP3877600001
Symbol	8002
Exchange	Munich
Currency	EUR
Sector	Commerce
Security type	Stock
Market cap (m)	29,756 EUR
Benchmark	NIKKEI 225

Market data

Bid (Bid size)	-
Ask (Ask size)	-
Open	17.54 EUR
High	17.54 EUR
Low	17.436 EUR
Close (prev. day)	17.418 EUR
VWAP	17.436 EUR
Volume (pcs)	710
Trading volume	12,379.56
Number of trades	3
Last size	450

Performance and Risk

	6m	1y	3y
Perf (%)	+21.08%	+18.85%	+131.00%
Perf (abs.)	+3.04	+2.77	+9.89
Beta	0.92	1.03	0.96
Volatility	22.91	24.04	23.68

5y



Information about previous performance does not guarantee future performance.
Source: FactSet

Price data

Ø price 5 days Ø volume 5 days (pcs.)	17.494 EUR (208)
Ø price 30 days Ø volume 30 days (pcs.)	17.741 EUR (167)
Ø price 100 days Ø volume 100 days (pcs.)	16.236 EUR (238)
Ø price 250 days Ø volume 250 days (pcs.)	15.476 EUR (236)
YTD High date	18.202 EUR (2024/05/27)
YTD Low date	14.280 EUR (2024/01/02)
52 Weeks High date	18.202 EUR (2024/05/27)
52 Weeks Low date	13.790 EUR (2023/10/24)

Arbitrage views

Exchange ⊕	Date	Time	Price	Trading volume (mio.)	Number of trades
Tradegate	2024/06/10	22:26	17.758 EUR	0.10	23
Tokyo Stock Exchange	2024/06/10	08:00	3,001.00 JPY	87.68	5,170
Stuttgart	2024/06/10	10:05	17.65 EUR	0.00	4
Munich	2024/06/10	11:20	17.436 EUR	0.01	3
Frankfurt	2024/06/10	08:10	17.548 EUR	0.00	2

	10					
FINRA other OTC Issues	2024/06/ 10	21:31	19.00 USD	0.05		22
Duesseldorf	2024/06/ 10	19:31	17.63 EUR	0.00		7
Berlin	2024/06/ 10	08:06	17.548 EUR	0.00		3

Company profile

Company Logo

Marubeni

Company Profile

-

Contact Details

MARUBENI

--

4-2, Ohtemachi 1-chome 100-8088 Chiyoda-ku, Tokyo

Telefon: +81 3 3282 2111

Fax: +81 3 3282 4241

E-mail: -