

MARUBENI CORP

ISIN: JP3877600001 WKN: 8002

Overview

2024/04/30 08:00:33

Price

16.75 EUR

Difference  3.56% (0.58)

General attributes

ISIN	JP3877600001
Symbol	8002
Exchange	Munich
Currency	EUR
Sector	Commerce
Security type	Stock
Market cap (m)	28,261 EUR
Benchmark	NIKKEI 225

Market data

Bid (Bid size)	-
Ask (Ask size)	-
Open	16.75 EUR
High	16.75 EUR
Low	16.75 EUR
Close (prev. day)	16.174 EUR
VWAP	16.75 EUR
Volume (pcs)	149
Trading volume	2,495.75
Number of trades	1
Last size	149

Futures and Options

Related Futures	-
Related Options	-










5y



Information about previous performance does not guarantee future performance.

Source: FactSet

Recent research

on sector		on market	
Date		Headline	Download
2024/04/26		Global Equity Ratings	
2024/04/26		Aktienempfehlungen Global	
2024/04/03		Global Equity Ratings	
2024/04/03		Aktienempfehlungen Global	
2024/03/13		Global Equity Ratings	

Details

2024/04/30 08:00:33

Price

16.75 EUR

Difference ▲ 3.56% (0.58)

General attributes

ISIN	JP3877600001
Symbol	8002
Exchange	Munich
Currency	EUR
Sector	Commerce
Security type	Stock
Market cap (m)	28,261 EUR
Benchmark	NIKKEI 225

Market data

Bid (Bid size)	-
Ask (Ask size)	-
Open	16.75 EUR
High	16.75 EUR
Low	16.75 EUR
Close (prev. day)	16.174 EUR
VWAP	16.75 EUR
Volume (pcs)	149
Trading volume	2,495.75
Number of trades	1
Last size	149

Performance and Risk

	6m	1y	3y
Perf (%)	+16.86%	+24.22%	+134.75%
Perf (abs.)	+2.33	+3.15	+9.28
Beta	0.94	1.06	0.96
Volatility	21.53	24.91	23.76

5y



Information about previous performance does not guarantee future performance.
Source: FactSet

Price data

Ø price 5 days Ø volume 5 days (pcs.)	16.17 EUR (400)
Ø price 30 days Ø volume 30 days (pcs.)	16.02 EUR (221)
Ø price 100 days Ø volume 100 days (pcs.)	15.30 EUR (314)
Ø price 250 days Ø volume 250 days (pcs.)	15.03 EUR (245)
YTD High date	16.77 EUR (2024/04/15)
YTD Low date	14.28 EUR (2024/01/02)
52 Weeks High date	16.98 EUR (2023/06/22)
52 Weeks Low date	12.76 EUR (2023/05/02)

Arbitrage views

Exchange ⊕	Date	Time	Price	Trading volume (mio.)	Number of trades
Tradegate	2024/04/30	22:26	16.704 EUR	0.04	15
Tokyo Stock Exchange	2024/04/30	08:00	2,824.00 JPY	295.51	16,263
Stuttgart	2024/04/30	15:37	16.508 EUR	0.01	5
Munich	2024/04/30	08:00	16.75 EUR	0.00	1
Frankfurt	2024/04/30	16:56	16.704 EUR	0.02	4

	30					
FINRA other OTC Issues	2024/04/ 30	20:24	17.696 USD	0.02		13
Duesseldorf	2024/04/ 30	19:30	16.59 EUR	0.00		5
Berlin	2024/04/ 30	08:04	16.678 EUR	0.00		1

Company profile

Company Logo

Marubeni

Company Profile

-

Contact Details

MARUBENI

--

4-2, Ohtemachi 1-chome 100-8088 Chiyoda-ku, Tokyo

Telefon: +81 3 3282 2111

Fax: +81 3 3282 4241

E-mail: -