

## ALTEN S.A.

ISIN: FR0000071946

WKN: 7194

## Overview

2024/09/17 08:08:07

Price  
97.60 EURDifference  -0.36% (-0.35)

## General attributes

|                |              |
|----------------|--------------|
| ISIN           | FR0000071946 |
| Symbol         | ATE          |
| Exchange       | Berlin       |
| Currency       | EUR          |
| Sector         | Automotive   |
| Security type  | Stock        |
| Market cap (m) | 3,443 EUR    |
| Benchmark      | CAC 40 INDEX |

## Market data

|                   |                |
|-------------------|----------------|
| Bid (Bid size)    | 97.40 EUR (32) |
| Ask (Ask size)    | 97.90 EUR (32) |
| Open              | 97.60 EUR      |
| High              | 97.60 EUR      |
| Low               | 97.60 EUR      |
| Close (prev. day) | 97.95 EUR      |
| VWAP              | -              |
| Volume (pcs)      | 0              |
| Trading volume    | 0.00           |
| Number of trades  | 3              |
| Last size         | 0              |

## Futures and Options





|                 |   |
|-----------------|---|
| Related Futures | - |
| Related Options | - |

5y



Information about previous performance does not guarantee future performance.  
Source: FactSet

## Recent research

| on sector  |   | on market                     |   |
|------------|---|-------------------------------|---|
| Date       |   | Headline                      | Download  |
| 2024/09/11 |  | Global Equity Ratings         |  |
| 2024/09/11 |  | Aktienempfehlungen Global     |  |
| 2024/09/09 |  | Aktienempfehlungen Österreich |  |
| 2024/09/05 |  | Global Equity Ratings         |  |
| 2024/09/05 |  | Aktienempfehlungen Global     |  |

## Details

2024/09/17 08:08:07

## Price

97.60 EUR

Difference ▼ -0.36% (-0.35)

## General attributes

|                |              |
|----------------|--------------|
| ISIN           | FR0000071946 |
| Symbol         | ATE          |
| Exchange       | Berlin       |
| Currency       | EUR          |
| Sector         | Automotive   |
| Security type  | Stock        |
| Market cap (m) | 3,443 EUR    |
| Benchmark      | CAC 40 INDEX |

## Market data

|                   |                |
|-------------------|----------------|
| Bid (Bid size)    | 97.40 EUR (32) |
| Ask (Ask size)    | 97.90 EUR (32) |
| Open              | 97.60 EUR      |
| High              | 97.60 EUR      |
| Low               | 97.60 EUR      |
| Close (prev. day) | 97.95 EUR      |
| VWAP              | -              |
| Volume (pcs)      | 0              |
| Trading volume    | 0.00           |
| Number of trades  | 3              |
| Last size         | 0              |

## Performance and Risk

|             | 6m      | 1y      | 3y      |
|-------------|---------|---------|---------|
| Perf (%)    | -28.18% | -27.49% | -28.97% |
| Perf (abs.) | -38.30  | -37.00  | -39.80  |
| Beta        | -       | -       | -       |
| Volatility  | 32.77   | 29.70   | 29.81   |

5y



Information about previous performance does not guarantee future performance.  
Source: FactSet

## Price data

|   |                         |
|---|-------------------------|
| Ø price 5 days   Ø volume 5 days (pcs.)     | 95.82 EUR (0)           |
| Ø price 30 days   Ø volume 30 days (pcs.)   | 97.07 EUR (0)           |
| Ø price 100 days   Ø volume 100 days (pcs.) | 107.37 EUR (0)          |
| Ø price 250 days   Ø volume 250 days (pcs.) | 120.54 EUR (0)          |
| YTD High   date                             | 145.60 EUR (2024/02/20) |
| YTD Low   date                              | 91.05 EUR (2024/09/06)  |
| 52 Weeks High   date                        | 145.60 EUR (2024/02/20) |
| 52 Weeks Low   date                         | 91.05 EUR (2024/09/06)  |

## Arbitrage views

| Exchange <span>⊕</span>                           | Date       | Time  | Price     | Trading volume (mio.) | Number of trades |
|---|------------|-------|-----------|-----------------------|------------------|
| Tradegate   | 2024/09/17 | 22:26 | 97.70 EUR | 0.00                  | 3                |
| Stuttgart   | 2024/09/17 | 15:34 | 98.65 EUR | 0.00                  | 11               |
| Munich  | 2024/09/17 | 08:08 | 97.75 EUR | 0.00                  | 1                |
| London Stock Exchange<br>European Trade Reporting | 2024/09/17 | 17:30 | 98.35 EUR | 0.00                  | 2                |
| Frankfurt   | 2024/      | 21:49 | 97.35 EUR | 0.00                  | 3                |

|   |                |       |            |      |  |     |
|---|----------------|-------|------------|------|--|-----|
|   | 09/17          |       |            |      |  |     |
| FINRA other OTC Issues                    | 2024/<br>02/05 | 15:33 | 152.26 USD | 0.03 |  | 2   |
| Euronext Paris                            | 2024/<br>09/17 | 17:35 | 97.80 EUR  | 2.74 |  | 711 |
| Euronext Milan MTF Trading<br>After Hours | -              | -     | -          | 0.00 |  | -   |
| Duesseldorf                               | 2024/<br>09/17 | 08:11 | 97.55 EUR  | 0.00 |  | 3   |
| Berlin                                    | 2024/<br>09/17 | 08:08 | 97.60 EUR  | 0.00 |  | 3   |

## Company profile

### Company Logo



### Contact Details

ALTEN SA

--

221 Bis, Boulevard Jean-Jaures - - 92514  
Boulogne Billancourt Cedex

Telefon: +33 1 46 08 70 00

Fax: -

E-mail: -

### Company Profile

-

### Board of directors

Aliette Mardyks Member of Supervisory Board

Emily Azoulay Member of Supervisory Board

Jane Seroussi Member of Supervisory Board

Jean-Philippe Collin Member of Supervisory Board

Marc Eisenberg Member of Supervisory Board

Maryvonne Labeille Member of Supervisory Board

Philippe Tribaudeau Member of Supervisory Board