

# NORWAY OBX (TR)

ISIN: **NO0000000021** WKN: -

## Overview

2024/09/18 18:05:01

Price

**1,309.70** NOK

Difference  **-0.33%** (-4.31)

### General attributes

ISIN NO0000000021

Symbol -

Country Norway

Instruments in index 25

Type of index -

Security type Index













More information on countries & regions

[➤ Markets by Region](#)



Information about previous performance does not guarantee future performance.  
Source: FactSet

### Recent research

on market		
Date	Headline	Download
2024/09/11	 Global Equity Ratings	
2024/09/11	 Aktienempfehlungen Global	
2024/09/09	 Marktkommentar	
2024/09/05	 Global Equity Ratings	
2024/09/05	 Aktienempfehlungen Global	

## Details

2024/09/18 18:05:01

Price

**1,309.70** NOKDifference  -0.33% (-4.31)

### General attributes

ISIN NO0000000021

Symbol -

Country Norway

Security type Index

Instruments in index 25

### Market data

Open 1,314.11 NOK

High 1,314.90 NOK

Low 1,307.51 NOK

Close (prev. day) 1,314.01 NOK

Trading volume (m) 30,605,047

Volume (pcs) 2,808,307,807

### Performance and Risk

	6m	1y	3y
Perf (%)	+8.59%	+8.11%	+29.90%
Perf (abs.)	+103.64	+98.23	+301.49
Beta	-	-	-
Volatility	12.84	12.65	16.32



Information about previous performance does not guarantee future performance.

Source: FactSet

### Price data

Ø price 5 days   Ø volume 5 days (pcs.)	1,314.67 NOK (19,280,199)
Ø price 30 days   Ø volume 30 days (pcs.)	1,326.53 NOK (13,791,426)
Ø price 100 days   Ø volume 100 days (pcs.)	1,323.96 NOK (19,471,936)
Ø price 250 days   Ø volume 250 days (pcs.)	1,245.31 NOK (18,217,655)
YTD High   date	1,371.43 NOK (2024/08/01)
YTD Low   date	1,125.61 NOK (2024/02/08)
52 Weeks High   date	1,371.43 NOK (2024/08/01)
52 Weeks Low   date	1,125.61 NOK (2024/02/08)

## Composition

Name  ISIN	Price	Diff %  Diff +/-	Performance 	Date Time	Turnover Pc.  Turnover Money 
AKER BP ASA NO0010345853	19.57	1.45% 0.28		24/09/18 22:26:41	8,370 161,889.15
BW LPG LTD. SGXZ69436764	13.20	-0.53% -0.07		24/09/18 22:26:59	1,630 21,629.80
CAVENDISH HYDROGEN ASA NO... NO0013219535	1.05	0.96% 0.01		24/09/18 22:26:59	70,654 74,122.40
DNB BANK ASA NO0010161896	18.23	-0.03% -0.01		24/09/18 22:26:48	53 965.93
EQUINOR ASA NO0010096985	22.60	-0.13% -0.03		24/09/18 22:26:25	50,868 1,144,423.47
FRONTLINE PLC CY0200352116	20.79	-0.57% -0.12		24/09/18 22:26:53	2,543 53,062.29
GOLDEN OCEAN GROUP LTD. BMG396372051	10.795	0.28% 0.03		24/09/18 22:26:34	6,325 68,206.40
HAFNIA LTD. BMG4233B1090	6.96	0.22% 0.02		24/09/18 22:26:51	4,418 30,606.50
HOEEGH AUTOLINERS ASA NO0011082075	12.12	4.57% 0.53		24/09/18 22:26:52	67,954 811,801.54
KONGSBERG GRUPPEN ASA NO0003043309	85.25	-0.64% -0.55		24/09/18 22:26:51	509 43,915.05
MOWI ASA NO0003054108	15.695	-1.04% -0.17		24/09/18 22:26:25	3,559 55,761.38
MPC CONTAINER SHIPS ASA NO0010791353	1.8875	-0.16% -0.00		24/09/18 22:26:46	31,111 58,973.91
NEL ASA NO0010081235	0.472	0.23% 0.00		24/09/18 22:26:37	1,987,063 939,838.25
NORDIC SEMICONDUCTOR ASA NO0003055501	11.335	-0.31% -0.04		24/09/18 22:26:44	392 4,431.04
NORSK HYDRO ASA NO0005052605	5.162	-0.58% -0.03		24/09/18 22:26:25	4,531 23,199.00
NORWEGIAN AIR SHUTTLE ASA NO0010196140	1.0155	2.25% 0.02		24/09/18 22:26:30	181,832 184,385.76
ORKLA ASA NO0003733800	8.29	-0.54% -0.05		24/09/18 22:26:30	1,160 9,612.30
SALMAR ASA NO0010310956	46.86	1.47% 0.68		24/09/18 22:26:33	1,827 85,334.54
STOREBRAND ASA NO0003053605	9.715	-0.46% -0.05		24/09/18 22:26:42	1,630 15,849.90
SUBSEA 7 SA LU0075646355	15.84	1.02% 0.16		24/09/18 22:26:41	200 3,132.00
TELENOR ASA NO0010063308	11.52	0.26% 0.03		24/09/18 22:26:29	1,003 11,542.97
TGS ASA NO0003078800	9.015	-1.15% -0.11		24/09/18 22:02:09	- -
TOMRA SYSTEMS ASA NO0012470089	13.28	-1.04% -0.14		24/09/18 22:26:52	2,671 35,562.76
VAR ENERGI ASA NO0011202772	2.752	-1.33% -0.04		24/09/18 22:26:51	16,616 46,161.24
YARA INTERNATIONAL ASA NO0010208051	26.53	-0.08% -0.02		24/09/18 22:26:25	916 24,211.86