

NORWAY OBX (TR)

ISIN: **NO0000000021** WKN: -

Overview

2024/07/26 18:05:02

Price

1,343.56 NOK

Difference  0.30% (4.04)

General attributes

ISIN NO0000000021

Symbol -

Country Norway

Instruments in index 25

Type of index -

Security type Index











More information on countries & regions

[➤ Markets by Region](#)



Information about previous performance does not guarantee future performance.
Source: FactSet

Recent research

on market			
Date		Headline	Download
2024/07/26		Equity Weekly	
2024/07/24		Global Equity Ratings	
2024/07/24		Aktienempfehlungen Global	
2024/07/15		Aktienempfehlungen Global	
2024/07/12		Global Equity Ratings	

Details

2024/07/26 18:05:02

Price

1,343.56 NOK

Difference



0.30% (4.04)

General attributes

ISIN NO0000000021

Symbol -

Country Norway

Security type Index

Instruments in index 25

Market data

Open 1,339.73 NOK

High 1,354.14 NOK

Low 1,339.59 NOK

Close (prev. day) 1,339.52 NOK

Trading volume (m) 32,366,251

Volume (pcs) 3,203,042,229

Performance and Risk

	6m	1y	3y
Perf (%)	+14.01%	+18.61%	+34.07%
Perf (abs.)	+165.14	+210.78	+341.44
Beta	-	-	-
Volatility	10.62	11.75	16.16



5y

Information about previous performance does not guarantee future performance.

Source: FactSet

Price data

Ø price 5 days Ø volume 5 days (pcs.)	1,349.44 NOK (34,724,686)
Ø price 30 days Ø volume 30 days (pcs.)	1,325.28 NOK (24,072,878)
Ø price 100 days Ø volume 100 days (pcs.)	1,286.59 NOK (19,920,902)
Ø price 250 days Ø volume 250 days (pcs.)	1,220.50 NOK (18,894,533)
YTD High date	1,365.56 NOK (2024/06/03)
YTD Low date	1,125.61 NOK (2024/02/08)
52 Weeks High date	1,365.56 NOK (2024/06/03)
52 Weeks Low date	1,121.68 NOK (2023/08/03)

Composition

Name  ISIN	Price	Diff %  Diff +/-	Performance 	Date Time	Turnover Pc.  Turnover Money 
AKER BP ASA NO0010345853	21.68	0.37% 0.08		24/07/26 22:26:41	7,769 169,857.50
BW LPG LTD. SGXZ69436764	14.53	-0.82% -0.12		24/07/26 22:27:00	4,037 59,054.32
CAVENDISH HYDROGEN ASA NO... NO0013219535	1.68	-% -		24/07/26 22:27:00	48,835 83,455.12
DNB BANK ASA NO0010161896	18.725	1.03% 0.19		24/07/26 22:26:48	5 92.78
EQUINOR ASA NO0010096985	24.04	0.10% 0.03		24/07/26 22:26:25	18,072 435,189.13
FRONTLINE PLC CY0200352116	21.71	-1.36% -0.30		24/07/26 22:26:54	5,844 127,980.73
GOLDEN OCEAN GROUP LTD. BMG396372051	11.495	-0.61% -0.07		24/07/26 22:26:35	244 2,785.48
HAFNIA LTD. BMG4233B1090	6.965	-0.43% -0.03		24/07/26 22:26:52	3,128 22,051.49
HOEEGH AUTOLINERS ASA NO0011082075	9.995	1.27% 0.13		24/07/26 22:26:52	27,312 268,123.46
KONGSBERG GRUPPEN ASA NO0003043309	91.05	2.42% 2.15		24/07/26 22:26:51	1,494 134,824.60
MOWI ASA NO0003054108	15.04	1.21% 0.18		24/07/26 22:26:25	6,689 100,397.08
MPC CONTAINER SHIPS ASA NO0010791353	1.8055	0.25% 0.00		24/07/26 22:26:47	23,220 41,891.08
NEL ASA NO0010081235	0.5152	3.56% 0.02		24/07/26 22:26:37	2,574,426 1,322,804.17
NORDIC SEMICONDUCTOR ASA NO0003055501	10.915	-3.71% -0.42		24/07/26 22:26:45	2,804 31,672.64
NORSK HYDRO ASA NO0005052605	5.122	1.95% 0.10		24/07/26 22:26:25	29,820 152,285.72
NORWEGIAN AIR SHUTTLE ASA NO0010196140	0.9316	1.04% 0.01		24/07/26 22:26:30	9,554 8,851.00
ORKLA ASA NO0003733800	7.62	0.53% 0.04		24/07/26 22:26:30	30 226.20
SALMAR ASA NO0010310956	49.80	1.22% 0.60		24/07/26 22:26:33	124 6,164.06
STOREBRAND ASA NO0003053605	9.075	0.67% 0.06		24/07/26 22:02:12	- -
SUBSEA 7 SA LU0075646355	17.57	-2.12% -0.38		24/07/26 22:26:41	585 10,337.35
TELENOR ASA NO0010063308	10.82	0.19% 0.02		24/07/26 22:26:29	54 584.92
TGS ASA NO0003078800	11.53	3.50% 0.39		24/07/26 22:26:31	93 1,068.57
TOMRA SYSTEMS ASA NO0012470089	14.47	1.62% 0.23		24/07/26 22:26:52	23,907 347,742.17
VAR ENERGI ASA NO0011202772	3.001	2.21% 0.07		24/07/26 22:26:51	24,203 71,983.39
YARA INTERNATIONAL ASA NO0010208051	26.68	0.98% 0.26		24/07/26 22:26:25	1,876 49,805.20