

NORWAY OBX (TR)

ISIN: **NO0000000021** WKN: -

Overview

2024/06/14 18:05:02

Price

1,298.51 NOK

Difference  **-0.83%** (-10.87)

General attributes

ISIN NO0000000021

Symbol -

Country Norway

Instruments in index 25

Type of index -

Security type Index













More information on countries & regions

[➤ Markets by Region](#)



Information about previous performance does not guarantee future performance.
Source: FactSet

Recent research

on market		
Date	Headline	Download
2024/06/14	 Global Equity Ratings	
2024/06/14	 Aktienempfehlungen Global	
2024/06/06	 North Macedonia Growth still appears under press...	
2024/06/04	 Montenegro Growth to moderate after exceptional ...	
2024/05/29	 Global Equity Ratings	

Details

2024/06/14 18:05:02

Price

1,298.51 NOKDifference  -0.83% (-10.87)

General attributes

ISIN NO0000000021

Symbol -

Country Norway

Security type Index

Instruments in index 25

Market data

Open 1,309.38 NOK

High 1,315.87 NOK

Low 1,298.29 NOK

Close (prev. day) 1,309.38 NOK

Trading volume (m) 45,437,334

Volume (pcs) 3,939,681,594

Performance and Risk

	6m	1y	3y
Perf (%)	+8.64%	+15.67%	+28.06%
Perf (abs.)	+103.32	+175.87	+284.51
Beta	-	-	-
Volatility	10.85	12.40	16.34



5y

Information about previous performance does not guarantee future performance.

Source: FactSet

Price data

Ø price 5 days Ø volume 5 days (pcs.)	1,315.47 NOK (30,057,211)
Ø price 30 days Ø volume 30 days (pcs.)	1,322.38 NOK (18,874,689)
Ø price 100 days Ø volume 100 days (pcs.)	1,237.25 NOK (19,122,662)
Ø price 250 days Ø volume 250 days (pcs.)	1,194.81 NOK (17,656,656)
YTD High date	1,365.56 NOK (2024/06/03)
YTD Low date	1,125.61 NOK (2024/02/08)
52 Weeks High date	1,365.56 NOK (2024/06/03)
52 Weeks Low date	1,070.07 NOK (2023/06/26)

Composition

Name  ISIN	Price	Diff %  Diff +/-	Performance 	Date Time	Turnover Pc.  Turnover Money 
AKER BP ASA NO0010345853	22.60	0.04% 0.01		24/06/14 22:26:41	3,539 79,529.40
BW LPG LTD BMG173841013	15.75	-2.11% -0.34		24/06/14 22:26:42	16,380 256,701.99
DNB BANK ASA NO0010161896	18.01	0.95% 0.17		24/06/14 22:26:49	150 2,689.50
EQUINOR ASA NO0010096985	25.31	-0.53% -0.14		24/06/14 22:26:25	36,895 938,711.36
FRONTLINE PLC CY0200352116	22.42	-8.38% -2.05		24/06/14 22:26:54	6,548 149,271.87
GOLDEN OCEAN GROUP LTD. BMG396372051	12.00	-3.69% -0.46		24/06/14 22:26:35	2,442 29,780.02
HAFNIA LTD. BMG4233B1090	6.95	-1.97% -0.14		24/06/14 22:26:52	8,358 58,370.61
HOEEGH AUTOLINERS ASA NO0011082075	9.675	-2.42% -0.24		24/06/14 22:26:53	42,683 410,497.58
KONGSBERG GRUPPEN ASA NO0003043309	74.35	-7.00% -5.60		24/06/14 22:26:52	5,284 396,269.85
MOWI ASA NO0003054108	16.51	1.26% 0.21		24/06/14 22:26:25	11,180 185,175.16
MPC CONTAINER SHIPS ASA NO0010791353	1.7675	-1.81% -0.03		24/06/14 22:26:47	176,706 310,959.99
NEL ASA NO0010081235	0.5374	-4.72% -0.03		24/06/14 22:26:37	5,139,639 2,819,532.08
NORDIC SEMICONDUCTOR ASA NO0003055501	12.635	-2.02% -0.26		24/06/14 22:26:45	297 3,803.56
NORSK HYDRO ASA NO0005052605	5.716	-2.19% -0.13		24/06/14 22:26:25	15,653 90,116.44
NORWEGIAN AIR SHUTTLE ASA NO0010196140	1.2085	-3.40% -0.04		24/06/14 22:26:30	56,920 69,722.13
ORKLA ASA NO0003733800	7.82	0.19% 0.02		24/06/14 22:26:30	3,216 25,182.88
PGS ASA NO0010199151	0.7022	-3.30% -0.02		24/06/14 22:02:02	- -
SALMAR ASA NO0010310956	53.40	2.50% 1.30		24/06/14 22:26:34	425 22,373.50
STOREBRAND ASA NO0003053605	9.48	-0.32% -0.03		24/06/14 22:26:42	519 4,937.14
SUBSEA 7 SA LU0075646355	16.60	-0.84% -0.14		24/06/14 22:26:41	4,069 67,295.52
TELENOR ASA NO0010063308	10.77	-1.19% -0.13		24/06/14 22:26:29	3,020 32,443.60
TGS ASA NO0003078800	10.12	-3.89% -0.41		24/06/14 22:26:31	501 5,110.67
TOMRA SYSTEMS ASA NO0012470089	11.68	1.39% 0.16		24/06/14 22:26:53	11,309 130,203.37
VAR ENERGI ASA NO0011202772	3.009	-1.83% -0.06		24/06/14 22:26:52	34,930 104,762.44
YARA INTERNATIONAL ASA NO0010208051	26.27	-0.45% -0.12		24/06/14 22:26:25	5,179 136,366.00