

NORWAY OBX (TR)

ISIN: **NO0000000021** WKN: -

Overview

2024/05/10 18:05:02

Price

1,325.93 NOK

Difference  1.51% (19.70)

General attributes

ISIN NO0000000021

Symbol -

Country Norway

Instruments in index 25

Type of index -

Security type Index










More information on countries & regions

[➤ Markets by Region](#)



Information about previous performance does not guarantee future performance.
Source: FactSet

Recent research

on market	Date	Headline	Download
	2024/05/08	 Marktkommentar	
	2024/04/26	 Global Equity Ratings	
	2024/04/26	 Aktienempfehlungen Global	
	2024/04/03	 Global Equity Ratings	
	2024/04/03	 Aktienempfehlungen Global	

Details

2024/05/10 18:05:02

Price

1,325.93 NOK

 Difference ▲ 1.51% (19.70)

General attributes

ISIN NO0000000021

Symbol -

Country Norway

Security type Index

Instruments in index 25

Market data

Open 1,306.23 NOK

High 1,329.80 NOK

Low 1,306.47 NOK

Close (prev. day) 1,306.23 NOK

Trading volume (m) 54,210

Volume (pcs) 4,395,591,894

Performance and Risk

	6m	1y	3y
Perf (%)	+12.10%	+21.45%	+37.80%
Perf (abs.)	+143.17	+234.15	+363.75
Beta	-	-	-
Volatility	11.17	12.60	16.41



























Information about previous performance does not guarantee future performance.
Source: FactSet

Price data

Ø price 5 days Ø volume 5 days (pcs.)	1,309.66 NOK (9,182,452)
Ø price 30 days Ø volume 30 days (pcs.)	1,270.81 NOK (17,212,506)
Ø price 100 days Ø volume 100 days (pcs.)	1,205.20 NOK (18,723,948)
Ø price 250 days Ø volume 250 days (pcs.)	1,174.72 NOK (17,202,936)
YTD High date	1,329.80 NOK (2024/05/10)
YTD Low date	1,125.61 NOK (2024/02/08)
52 Weeks High date	1,329.80 NOK (2024/05/10)
52 Weeks Low date	1,070.07 NOK (2023/06/26)

Composition

Name  ISIN	Price	Diff %  Diff +/-	Performance 	Date Time	Turnover Pc.  Turnover Money 
AKER BP ASA NO0010345853	23.63	2.07% 0.48		24/05/10 22:26:41	14,457 342,917.23
BW LPG LTD BMG173841013	14.81	0.82% 0.12		24/05/10 22:26:42	20,301 303,369.17
DNB BANK ASA NO0010161896	17.435	1.07% 0.19		24/05/10 22:26:49	1,725 30,152.45
EQUINOR ASA NO0010096985	26.64	0.72% 0.19		24/05/10 22:26:25	79,814 2,137,431.82
FRONTLINE PLC CY0200352116	24.30	1.97% 0.47		24/05/10 22:26:54	7,031 170,836.42
GOLDEN OCEAN GROUP LTD. BMG396372051	13.915	1.50% 0.21		24/05/10 22:26:35	363 5,018.88
HAFNIA LTD. BMG4233B1090	7.64	0.59% 0.05		24/05/10 22:26:52	4,715 35,834.25
HOEEGH AUTOLINERS ASA NO0011082075	9.975	1.68% 0.17		24/05/10 22:26:53	13,959 139,067.20
KONGSBERG GRUPPEN ASA NO0003043309	72.85	2.32% 1.65		24/05/10 22:26:52	1,320 94,855.35
MOWI ASA NO0003054108	16.87	1.26% 0.21		24/05/10 22:26:25	11,683 197,219.86
MPC CONTAINER SHIPS ASA NO0010791353	1.6215	1.15% 0.02		24/05/10 22:26:47	279,724 460,656.43
NEL ASA NO0010081235	0.4786	3.30% 0.02		24/05/10 22:26:37	7,049,869 3,378,982.95
NORDIC SEMICONDUCTOR ASA NO0003055501	11.455	2.74% 0.31		24/05/10 22:26:45	1,379 15,603.16
NORSK HYDRO ASA NO0005052605	5.778	1.12% 0.06		24/05/10 22:26:25	27,212 156,992.60
NORWEGIAN AIR SHUTTLE ASA NO0010196140	1.2455	1.10% 0.01		24/05/10 22:26:30	212,974 264,933.87
ORKLA ASA NO0003733800	7.065	0.86% 0.06		24/05/10 22:26:30	875 6,163.25
PGS ASA NO0010199151	0.6908	-0.20% -0.00		24/05/10 22:26:31	11,500 8,153.50
SALMAR ASA NO0010310956	57.45	1.06% 0.60		24/05/10 22:26:34	357 20,617.00
STOREBRAND ASA NO0003053605	9.505	0.90% 0.09		24/05/10 22:02:03	- -
SUBSEA 7 SA LU0075646355	16.00	1.33% 0.21		24/05/10 22:26:41	590 9,420.60
TELENOR ASA NO0010063308	10.81	-0.28% -0.03		24/05/10 22:26:29	21,869 237,285.27
TGS ASA NO0003078800	10.24	-2.29% -0.24		24/05/10 22:26:31	250 2,577.50
TOMRA SYSTEMS ASA NO0012470089	12.10	1.09% 0.13		24/05/10 22:26:53	9,338 112,613.09
VAR ENERGI ASA NO0011202772	3.055	0.66% 0.02		24/05/10 22:26:52	4,873 15,061.29
YARA INTERNATIONAL ASA NO0010208051	27.45	1.52% 0.41		24/05/10 22:26:25	7,098 195,944.97