

NORWAY OBX (TR)

ISIN: **NO0000000021** WKN: -

Overview

2024/05/08 18:05:02

Price

1,306.23 NOK

Difference  0.18% (2.30)

General attributes

ISIN NO0000000021

Symbol -

Country Norway

Instruments in index 25

Type of index -

Security type Index










More information on countries & regions

[➤ Markets by Region](#)



Information about previous performance does not guarantee future performance.
Source: FactSet

Recent research

on market	Date	Headline	Download
	2024/05/08	 Marktkommentar	
	2024/04/26	 Global Equity Ratings	
	2024/04/26	 Aktienempfehlungen Global	
	2024/04/03	 Global Equity Ratings	
	2024/04/03	 Aktienempfehlungen Global	

Details

2024/05/08 18:05:02

Price

1,306.23 NOK

Difference



0.18% (2.30)

General attributes

ISIN NO0000000021

Symbol -

Country Norway

Security type Index

Instruments in index 25

Market data

Open 1,311.97 NOK

High 1,312.26 NOK

Low 1,301.15 NOK

Close (prev. day) 1,303.93 NOK

Trading volume (m) 52,766

Volume (pcs) 3,864,746,457

Performance and Risk

	6m	1y	3y
Perf (%)	+10.99%	+18.76%	+35.30%
Perf (abs.)	+129.35	+206.35	+340.78
Beta	-	-	-
Volatility	11.03	12.51	16.41



5y

Information about previous performance does not guarantee future performance.

Source: FactSet

Price data

Ø price 5 days Ø volume 5 days (pcs.)	1,295.30 NOK (18,519,657)
Ø price 30 days Ø volume 30 days (pcs.)	1,264.73 NOK (18,817,338)
Ø price 100 days Ø volume 100 days (pcs.)	1,203.45 NOK (18,725,141)
Ø price 250 days Ø volume 250 days (pcs.)	1,173.15 NOK (17,482,683)
YTD High date	1,312.26 NOK (2024/05/08)
YTD Low date	1,125.61 NOK (2024/02/08)
52 Weeks High date	1,312.26 NOK (2024/05/08)
52 Weeks Low date	1,070.07 NOK (2023/06/26)

Composition

Name  ISIN	Price	Diff %  Diff +/-	Performance 	Date Time	Turnover Pc.  Turnover Money 
AKER BP ASA NO0010345853	24.799	-1.20% -0.30		24/05/08 20:45:20	1,389 34,353.24
BW LPG LTD BMG173841013	16.0399	2.23% 0.35	█	24/05/08 20:31:36	65,951 1,041,523.61
DNB BANK ASA NO0010161896	17.27	-0.58% -0.10		24/05/08 20:20:04	- -
EQUINOR ASA NO0010096985	26.075	-0.57% -0.15		24/05/08 20:19:02	66,988 1,727,011.78
FRONTLINE PLC CY0200352116	25.115	0.99% 0.25	█	24/05/08 20:47:31	1,738,554 43,712,933.55
GOLDEN OCEAN GROUP LTD. BMG396372051	14.705	-1.04% -0.16		24/05/08 20:47:03	1,578,926 23,240,294.29
HAFNIA LTD. BMG4233B1090	8.18	3.15% 0.25	█	24/05/08 20:45:44	339,762 2,753,997.55
HOEEGH AUTOLINERS ASA NO0011082075	9.85	2.55% 0.25	█	24/05/08 20:10:36	19,787 193,189.05
KONGSBERG GRUPPEN ASA NO0003043309	70.05	2.77% 1.89	█	24/05/08 19:53:19	860 60,566.55
MOWI ASA NO0003054108	16.55	0.52% 0.09		24/05/08 19:52:17	9,356 156,399.61
MPC CONTAINER SHIPS ASA NO0010791353	1.5585	1.20% 0.02	█	24/05/08 20:41:27	204,255 316,389.18
NEL ASA NO0010081235	0.4659	-4.35% -0.02		24/05/08 20:46:29	8,156,826 3,769,977.55
NORDIC SEMICONDUCTOR ASA NO0003055501	12.04	3.69% 0.43	█	24/05/08 16:21:40	1,600 19,204.00
NORSK HYDRO ASA NO0005052605	5.664	-2.79% -0.16		24/05/08 19:51:54	31,366 177,643.51
NORWEGIAN AIR SHUTTLE ASA NO0010196140	1.2585	1.78% 0.02	█	24/05/08 20:34:02	- -
ORKLA ASA NO0003733800	7.015	1.96% 0.14	█	24/05/08 20:20:03	- -
PGS ASA NO0010199151	0.6848	-1.75% -0.01		24/05/08 17:49:18	7,633 5,243.80
SALMAR ASA NO0010310956	669.50	0.07% 0.50		24/05/08 16:20:00	194 40,230.00
STOREBRAND ASA NO0003053605	9.375	-0.05% -0.01		24/05/08 20:20:03	- -
SUBSEA 7 SA LU0075646355	15.71	0.19% 0.03		24/05/08 20:20:05	- -
TELENOR ASA NO0010063308	10.76	-2.45% -0.27		24/05/08 20:20:04	- -
TGS ASA NO0003078800	10.42	-1.79% -0.19		24/05/08 20:20:03	- -
TOMRA SYSTEMS ASA NO0012470089	11.87	3.40% 0.39	█	24/05/08 20:25:54	6,398 75,399.22
VAR ENERGI ASA NO0011202772	3.017	-2.61% -0.08		24/05/08 20:42:31	19,626 59,234.95
YARA INTERNATIONAL ASA NO0010208051	26.96	-1.35% -0.37		24/05/08 18:45:50	5,934 161,203.37