

NORWAY OBX (TR)

ISIN: **NO0000000021** WKN: -

Overview

2024/04/29 18:05:02

Price

1,281.91 NOK

Difference  0.10% (1.25)

General attributes

ISIN NO0000000021

Symbol -

Country Norway

Instruments in index 25

Type of index -

Security type Index













More information on countries & regions

[➤ Markets by Region](#)



Information about previous performance does not guarantee future performance.
Source: FactSet

Recent research

on market	Date	Headline	Download
	2024/04/26	 Global Equity Ratings	
	2024/04/26	 Aktienempfehlungen Global	
	2024/04/03	 Global Equity Ratings	
	2024/04/03	 Aktienempfehlungen Global	
	2024/03/26	 Global Strategy 2Q 2024	

Details

2024/04/29 18:05:02

Price

1,281.91 NOK

 Difference  0.10% (1.25)

General attributes

ISIN NO0000000021

Symbol -

Country Norway

Security type Index

Instruments in index 25

Market data

Open 1,284.86 NOK

High 1,286.64 NOK

Low 1,275.77 NOK

Close (prev. day) 1,280.66 NOK

Trading volume (m) 55,354

Volume (pcs) 4,480,008,745

Performance and Risk

	6m	1y	3y
Perf (%)	+9.52%	+15.39%	+33.14%
Perf (abs.)	+111.45	+170.97	+319.06
Beta	-	-	-
Volatility	11.54	12.63	16.43



5y

Information about previous performance does not guarantee future performance.
Source: FactSet

Price data

Ø price 5 days Ø volume 5 days (pcs.)	1,271.40 NOK (12,385,525)
Ø price 30 days Ø volume 30 days (pcs.)	1,247.40 NOK (19,287,535)
Ø price 100 days Ø volume 100 days (pcs.)	1,197.14 NOK (18,562,829)
Ø price 250 days Ø volume 250 days (pcs.)	1,168.26 NOK (17,315,305)
YTD High date	1,292.49 NOK (2024/04/15)
YTD Low date	1,125.61 NOK (2024/02/08)
52 Weeks High date	1,292.49 NOK (2024/04/15)
52 Weeks Low date	1,070.07 NOK (2023/06/26)

Composition

Name  ISIN	Price	Diff %  Diff +/-	Performance 	Date Time	Turnover Pc.  Turnover Money 
AKER BP ASA NO0010345853	23.73	0.99% 0.23		24/04/29 19:12:44	3,226 76,583.06
BW LPG LTD BMG173841013	14.56	4.00% 0.56		24/04/29 19:07:27	78,820 1,148,169.44
DNB BANK ASA NO0010161896	19.118	-1.56% -0.30		24/04/29 19:25:46	2,196 42,317.88
EQUINOR ASA NO0010096985	25.54	-1.64% -0.43		24/04/29 19:27:53	55,091 1,414,138.34
FRONTLINE PLC CY0200352116	23.56	-1.01% -0.24		24/04/29 19:28:25	433,109 10,202,942.50
GOLDEN OCEAN GROUP LTD. BMG396372051	13.815	-1.67% -0.24		24/04/29 19:28:32	837,339 11,580,933.12
HAFNIA LTD. BMG4233B1090	7.68	0.26% 0.02		24/04/29 19:25:48	85,920 658,323.70
HOEEGH AUTOLINERS ASA NO0011082075	8.845	2.77% 0.24		24/04/29 19:21:10	46,093 403,356.55
KONGSBERG GRUPPEN ASA NO0003043309	65.15	1.32% 0.85		24/04/29 18:08:59	903 58,508.30
MOWI ASA NO0003054108	16.385	0.46% 0.08		24/04/29 18:49:01	6,056 99,760.37
MPC CONTAINER SHIPS ASA NO0010791353	1.62	5.54% 0.09		24/04/29 19:16:16	40,429 65,212.76
NEL ASA NO0010081235	0.4344	4.15% 0.02		24/04/29 19:26:20	5,249,885 2,280,669.06
NORDIC SEMICONDUCTOR ASA NO0003055501	10.41	5.32% 0.53		24/04/29 17:28:06	5,072 52,299.64
NORSK HYDRO ASA NO0005052605	6.43	2.72% 0.17		24/04/29 17:28:20	4,618 29,596.94
NORWEGIAN AIR SHUTTLE ASA NO0010196140	1.2295	-0.45% -0.01		24/04/29 19:10:14	40 50.29
ORKLA ASA NO0003733800	6.35	0.55% 0.04		24/04/29 18:46:18	- -
PGS ASA NO0010199151	0.7348	-1.24% -0.01		24/04/29 17:19:19	1,370 1,012.83
SALMAR ASA NO0010310956	58.65	-% -		24/04/29 17:09:17	543 31,932.40
STOREBRAND ASA NO0003053605	9.04	0.56% 0.05		24/04/29 18:46:18	- -
SUBSEA 7 SA LU0075646355	15.31	-0.46% -0.07		24/04/29 18:46:20	- -
TELENOR ASA NO0010063308	10.90	-0.37% -0.04		24/04/29 18:46:18	25 270.25
TGS ASA NO0003078800	10.96	-0.81% -0.09		24/04/29 18:46:18	- -
TOMRA SYSTEMS ASA NO0012470089	11.54	-3.43% -0.41		24/04/29 19:16:29	43,524 501,623.99
VAR ENERGI ASA NO0011202772	3.124	2.34% 0.07		24/04/29 19:23:27	5,267 16,396.72
YARA INTERNATIONAL ASA NO0010208051	27.08	-0.22% -0.06		24/04/29 18:19:42	13,560 362,626.21