

NORWAY OBX (TR)

ISIN: **NO0000000021** WKN: -

Overview

2024/04/26 18:05:02

Price

1,280.66 NOK

Difference  0.44% (5.61)

General attributes

ISIN NO0000000021

Symbol -

Country Norway

Instruments in index 25

Type of index -

Security type Index













More information on countries & regions

[➤ Markets by Region](#)



Information about previous performance does not guarantee future performance.
Source: FactSet

Recent research

on market		
Date	Headline	Download
2024/04/26	 Global Equity Ratings	
2024/04/26	 Aktienempfehlungen Global	
2024/04/03	 Global Equity Ratings	
2024/04/03	 Aktienempfehlungen Global	
2024/03/26	 Global Strategy 2Q 2024	

Details

2024/04/26 18:05:02

Price

1,280.66 NOK

Difference



0.44% (5.61)

General attributes

ISIN NO0000000021

Symbol -

Country Norway

Security type Index

Instruments in index 25

Market data

Open 1,275.81 NOK

High 1,282.13 NOK

Low 1,271.93 NOK

Close (prev. day) 1,275.05 NOK

Trading volume (m) 61,670,741

Volume (pcs) 5,103,226,382

Performance and Risk

	6m	1y	3y
Perf (%)	+10.36%	+16.68%	+33.78%
Perf (abs.)	+120.27	+183.11	+323.35
Beta	-	-	-
Volatility	11.55	12.75	16.44



5y

Information about previous performance does not guarantee future performance.

Source: FactSet

Price data

Ø price 5 days Ø volume 5 days (pcs.)	1,265.60 NOK (12,382,900)
Ø price 30 days Ø volume 30 days (pcs.)	1,244.50 NOK (19,287,239)
Ø price 100 days Ø volume 100 days (pcs.)	1,196.35 NOK (18,562,723)
Ø price 250 days Ø volume 250 days (pcs.)	1,167.50 NOK (17,315,321)
YTD High date	1,292.49 NOK (2024/04/15)
YTD Low date	1,125.61 NOK (2024/02/08)
52 Weeks High date	1,292.49 NOK (2024/04/15)
52 Weeks Low date	1,070.07 NOK (2023/06/26)

Composition

Name  ISIN	Price	Diff %  Diff +/-	Performance 	Date Time	Turnover Pc.  Turnover Money 
AKER BP ASA NO0010345853	24.05	-1.47% -0.36		24/04/26 22:26:42	1,993 48,204.15
BW LPG LTD BMG173841013	12.92	0.47% 0.06		24/04/26 22:26:42	950 12,308.50
DNB BANK ASA NO0010161896	17.62	-1.45% -0.26		24/04/26 22:26:50	1,413 24,946.07
EQUINOR ASA NO0010096985	25.965	-0.40% -0.11		24/04/26 22:26:25	29,526 762,936.67
FRONTLINE PLC CY0200352116	22.17	1.65% 0.36		24/04/26 22:26:55	2,271 49,737.02
GOLDEN OCEAN GROUP LTD. BMG396372051	13.115	1.90% 0.25		24/04/26 22:26:35	3,327 43,276.96
HAFNIA LTD. BMG4233B1090	7.15	2.73% 0.19		24/04/26 22:26:53	1,759 12,643.14
HOEEGH AUTOLINERS ASA NO0011082075	9.145	2.06% 0.19		24/04/26 22:26:54	74,352 677,666.44
KONGSBERG GRUPPEN ASA NO0003043309	64.30	1.10% 0.70		24/04/26 22:26:53	301 19,407.15
MOWI ASA NO0003054108	16.31	0.62% 0.10		24/04/26 22:26:25	5,454 89,008.23
MPC CONTAINER SHIPS ASA NO0010791353	1.4405	5.80% 0.08		24/04/26 22:26:48	463,951 669,802.26
NEL ASA NO0010081235	0.4171	7.53% 0.03		24/04/26 22:26:37	7,006,865 2,905,133.28
NORDIC SEMICONDUCTOR ASA NO0003055501	9.884	-2.76% -0.28		24/04/26 22:26:45	532 5,244.02
NORSK HYDRO ASA NO0005052605	5.928	2.21% 0.13		24/04/26 22:26:25	5,756 33,952.65
NORWEGIAN AIR SHUTTLE ASA NO0010196140	1.235	-4.04% -0.05		24/04/26 22:26:30	992,755 1,219,519.18
ORKLA ASA NO0003733800	6.31	0.32% 0.02		24/04/26 22:26:30	268 1,697.44
PGS ASA NO0010199151	0.744	2.31% 0.02		24/04/26 22:02:12	- -
SALMAR ASA NO0010310956	58.65	0.09% 0.05		24/04/26 22:26:34	162 9,467.45
STOREBRAND ASA NO0003053605	8.985	-0.72% -0.07		24/04/26 22:26:43	526 4,725.25
SUBSEA 7 SA LU0075646355	15.38	-0.07% -0.01		24/04/26 22:26:42	699 10,741.77
TELENOR ASA NO0010063308	10.93	1.20% 0.13		24/04/26 22:26:30	12,867 139,635.38
TGS ASA NO0003078800	11.05	3.08% 0.33		24/04/26 22:26:31	1,085 11,696.30
TOMRA SYSTEMS ASA NO0012470089	11.95	-4.37% -0.55		24/04/26 22:26:53	48,230 569,098.95
VAR ENERGI ASA NO0011202772	3.155	-0.41% -0.01		24/04/26 22:26:52	23,416 74,411.13
YARA INTERNATIONAL ASA NO0010208051	27.14	-6.48% -1.88		24/04/26 22:26:25	27,414 743,084.94