

NORWAY OBX (TR)

ISIN: **NO0000000021** WKN: -

Overview

2024/04/26 11:23:32

Price

1,277.46 NOK

Difference  0.19% (2.41)

General attributes

ISIN NO0000000021

Symbol -

Country Norway

Instruments in index 25

Type of index -

Security type Index

Market data

Open 1,275.81 NOK

High 1,279.34 NOK

Low 1,271.93 NOK

Close (prev. day) 1,275.05 NOK

Trading volume (m) 23,599

Volume (pcs) 1,500,928,098

Futures and Options

Related Futures -

Related Options -











5y



Information about previous performance does not guarantee future performance.
Source: FactSet

Recent research

on market

Date	Headline	Download
2024/04/26	 Aktienempfehlungen Global	
2024/04/03	 Global Equity Ratings	
2024/04/03	 Aktienempfehlungen Global	
2024/03/26	 Global Strategy 2Q 2024	
2024/03/26	 Global Strategy 2Q 2024	

Details

2024/04/26 11:23:32

Price

1,277.46 NOK

Difference



0.19% (2.41)

General attributes

ISIN NO0000000021

Symbol -

Country Norway

Security type Index

Instruments in index 25

Market data

Open 1,275.81 NOK

High 1,279.34 NOK

Low 1,271.93 NOK

Close (prev. day) 1,275.05 NOK

Trading volume (m) 23,599

Volume (pcs) 1,500,928,098

Performance and Risk

	6m	1y	3y
Perf (%)	+9.30%	+16.09%	+34.65%
Perf (abs.)	+108.46	+176.73	+328.13
Beta	-	-	-
Volatility	11.59	12.75	16.44



5y

Information about previous performance does not guarantee future performance.

Source: FactSet

Price data

Ø price 5 days Ø volume 5 days (pcs.)	1,260.49 NOK (60,467)
Ø price 30 days Ø volume 30 days (pcs.)	1,241.23 NOK (17,233,271)
Ø price 100 days Ø volume 100 days (pcs.)	1,195.55 NOK (17,946,874)
Ø price 250 days Ø volume 250 days (pcs.)	1,166.82 NOK (17,068,898)
YTD High date	1,292.49 NOK (2024/04/15)
YTD Low date	1,125.61 NOK (2024/02/08)
52 Weeks High date	1,292.49 NOK (2024/04/15)
52 Weeks Low date	1,070.07 NOK (2023/06/26)

Composition

Name  ISIN	Price	Diff %  Diff +/-	Performance 	Date Time	Turnover Pc.  Turnover Money 
AKER BP ASA NO0010345853	24.14	-1.11% -0.27		24/04/26 11:23:17	866 20,979.54
BW LPG LTD BMG173841013	152.00	1.74% 2.60		24/04/26 11:03:09	396 60,200.80
DNB BANK ASA NO0010161896	17.55	-0.09% -0.02		24/04/26 11:10:49	- -
EQUINOR ASA NO0010096985	25.85	-0.84% -0.22		24/04/26 11:23:33	13,045 337,296.51
FRONTLINE PLC CY0200352116	22.03	1.01% 0.22		24/04/26 11:17:59	338 7,440.79
GOLDEN OCEAN GROUP LTD. BMG396372051	12.88	1.26% 0.16		24/04/26 11:10:50	- -
HAFNIA LTD. BMG4233B1090	83.60	2.08% 1.70		24/04/26 11:15:29	5,144 428,902.60
HOEEGH AUTOLINERS ASA NO0011082075	9.055	1.06% 0.10		24/04/26 11:19:48	12,109 108,853.73
KONGSBERG GRUPPEN ASA NO0003043309	63.75	0.39% 0.25		24/04/26 11:10:48	- -
MOWI ASA NO0003054108	16.235	1.34% 0.22		24/04/26 11:10:50	- -
MPC CONTAINER SHIPS ASA NO0010791353	17.055	5.34% 0.87		24/04/26 11:22:20	107,110 1,777,301.40
NEL ASA NO0010081235	0.4056	4.56% 0.02		24/04/26 11:22:57	4,385,917 1,818,717.78
NORDIC SEMICONDUCTOR ASA NO0003055501	9.932	-2.20% -0.22		24/04/26 11:10:49	- -
NORSK HYDRO ASA NO0005052605	5.874	2.76% 0.16		24/04/26 11:10:50	- -
NORWEGIAN AIR SHUTTLE ASA NO0010196140	1.2825	-0.35% -0.00		24/04/26 11:19:04	19,743 25,086.62
ORKLA ASA NO0003733800	6.275	0.72% 0.05		24/04/26 11:10:49	- -
PGS ASA NO0010199151	0.724	3.25% 0.02		24/04/26 11:10:49	- -
SALMAR ASA NO0010310956	58.30	0.26% 0.15		24/04/26 11:10:50	- -
STOREBRAND ASA NO0003053605	8.97	0.62% 0.06		24/04/26 11:10:49	- -
SUBSEA 7 SA LU0075646355	183.60	3.15% 5.60		24/04/26 11:17:13	251 45,821.10
TELENOR ASA NO0010063308	10.81	0.09% 0.01		24/04/26 11:23:38	7,101 76,834.96
TGS ASA NO0003078800	10.74	1.13% 0.12		24/04/26 11:10:50	- -
TOMRA SYSTEMS ASA NO0012470089	11.90	-4.77% -0.60		24/04/26 11:21:14	27,780 326,271.98
VAR ENERGI ASA NO0011202772	3.13	0.81% 0.03		24/04/26 11:10:49	- -
YARA INTERNATIONAL ASA NO0010208051	27.08	-6.69% -1.94		24/04/26 11:17:40	16,672 455,048.30