

NORWAY OBX (TR)

ISIN: **NO0000000021** WKN: -

Overview

2024/04/24 17:57:30

Price

1,267.07 NOK

Difference  1.18% (14.77)

General attributes

ISIN NO0000000021

Symbol -

Country Norway

Instruments in index 25

Type of index -

Security type Index

Market data

Open 1,252.36 NOK

High 1,267.17 NOK

Low 1,252.36 NOK

Close (prev. day) 1,252.30 NOK

Trading volume (m) 71,529

Volume (pcs) 5,224,872,776

Futures and Options











Related Futures -

Related Options -



Information about previous performance does not guarantee future performance.
Source: FactSet

Recent research

on market		
Date	Headline	Download
2024/04/03	 Global Equity Ratings	
2024/04/03	 Aktienempfehlungen Global	
2024/03/26	 Global Strategy 2Q 2024	
2024/03/26	 Global Strategy 2Q 2024	
2024/03/13	 Global Equity Ratings	

Details

2024/04/24 17:57:30

Price

1,267.07 NOKDifference  1.18% (14.77)

General attributes

ISIN NO0000000021

Symbol -

Country Norway

Security type Index

Instruments in index 25

Market data

Open 1,252.36 NOK

High 1,267.17 NOK

Low 1,252.36 NOK

Close (prev. day) 1,252.30 NOK

Trading volume (m) 71,529

Volume (pcs) 5,224,872,776

Performance and Risk

	6m	1y	3y
Perf (%)	+8.54%	+13.89%	+33.81%
Perf (abs.)	+99.65	+154.56	+320.15
Beta	-	-	-
Volatility	11.60	12.73	16.45



5y

Information about previous performance does not guarantee future performance.

Source: FactSet

Price data

Ø price 5 days Ø volume 5 days (pcs.)	1,256.74 NOK (9,472,712)
Ø price 30 days Ø volume 30 days (pcs.)	1,237.83 NOK (17,231,790)
Ø price 100 days Ø volume 100 days (pcs.)	1,194.70 NOK (17,946,499)
Ø price 250 days Ø volume 250 days (pcs.)	1,166.12 NOK (17,068,869)
YTD High date	1,292.49 NOK (2024/04/15)
YTD Low date	1,125.61 NOK (2024/02/08)
52 Weeks High date	1,292.49 NOK (2024/04/15)
52 Weeks Low date	1,070.07 NOK (2023/06/26)

Composition

Name  ISIN	Price	Diff %  Diff +/-	Performance 	Date Time	Turnover Pc.  Turnover Money 
AKER BP ASA NO0010345853	23.74	-2.10% -0.51		24/04/24 17:50:04	- -
BW LPG LTD BMG173841013	13.11	0.92% 0.12		24/04/24 17:50:11	- -
DNB BANK ASA NO0010161896	17.59	-1.70% -0.31		24/04/24 17:50:04	- -
EQUINOR ASA NO0010096985	25.25	-0.41% -0.11		24/04/24 17:36:51	22,815 579,924.75
FRONTLINE PLC CY0200352116	23.005	-1.73% -0.41		24/04/24 17:57:18	386,598 8,961,342.60
GOLDEN OCEAN GROUP LTD. BMG396372051	13.58	1.49% 0.20		24/04/24 17:56:35	861,456 11,737,933.39
HAFNIA LTD. BMG4233B1090	7.45	-1.06% -0.08		24/04/24 17:55:36	69,437 519,208.62
HOEEGH AUTOLINERS ASA NO0011082075	9.07	6.58% 0.56		24/04/24 17:55:56	21,986 198,027.82
KONGSBERG GRUPPEN ASA NO0003043309	66.30	1.30% 0.85		24/04/24 17:36:57	305 20,187.00
MOWI ASA NO0003054108	15.96	-1.08% -0.18		24/04/24 17:45:57	6,994 112,197.19
MPC CONTAINER SHIPS ASA NO0010791353	1.315	9.67% 0.12		24/04/24 17:52:55	564,357 744,671.45
NEL ASA NO0010081235	0.385	-3.24% -0.01		24/04/24 17:56:09	20,040 7,843.08
NORDIC SEMICONDUCTOR ASA NO0003055501	10.01	31.43% 2.39		24/04/24 17:51:15	34,688 341,964.57
NORSK HYDRO ASA NO0005052605	5.704	-1.52% -0.09		24/04/24 17:32:16	13,778 79,032.67
NORWEGIAN AIR SHUTTLE ASA NO0010196140	1.3675	-0.94% -0.01		24/04/24 17:55:10	- -
ORKLA ASA NO0003733800	6.225	-0.80% -0.05		24/04/24 17:50:04	- -
PGS ASA NO0010199151	0.7048	-1.92% -0.01		24/04/24 16:26:15	- -
SALMAR ASA NO0010310956	56.60	0.27% 0.15		24/04/24 17:54:34	714 40,339.45
STOREBRAND ASA NO0003053605	8.925	6.19% 0.52		24/04/24 17:50:04	- -
SUBSEA 7 SA LU0075646355	14.80	-1.79% -0.27		24/04/24 17:50:06	- -
TELENOR ASA NO0010063308	10.78	-2.18% -0.24		24/04/24 17:50:04	- -
TGS ASA NO0003078800	10.69	-0.19% -0.02		24/04/24 17:50:04	- -
TOMRA SYSTEMS ASA NO0012470089	12.81	0.47% 0.06		24/04/24 17:47:24	8,893 114,382.54
VAR ENERGI ASA NO0011202772	3.087	-1.12% -0.04		24/04/24 17:56:08	17,952 56,129.90
YARA INTERNATIONAL ASA NO0010208051	28.51	-1.42% -0.41		24/04/24 17:53:36	1,796 51,067.64