

NORWAY OBX (TR)

ISIN: **NO0000000021**

WKN: -

Overview

2021/05/12 18:05:02

Price

944.31 NOKDifference  -0.39% (-3.72)

General attributes

ISIN	NO0000000021
Symbol	-
Country	Norway
Instruments in index	25
Type of index	-
Security type	Index

Market data

Open	947.79 NOK
High	950.63 NOK
Low	936.59 NOK
Close (prev. day)	948.03 NOK
Trading volume (m)	57,325
Volume (pcs)	3,328,306,451

Futures and Options

Related Futures	-
Related Options	-

5y









Information about previous performance does not guarantee future performance.

Source: FactSet

Recent research

on market

Date		Headline	Download
2021/05/12		Global Equity Ratings	
2021/05/12		Aktienempfehlungen Global	
2021/05/07		Marktkommentar	
2021/04/08		Global Equity Ratings	
2021/04/08		Aktienempfehlungen Global	

Details

2021/05/12 18:05:02

Price

944.31 NOKDifference  -0.39% (-3.72)

General attributes

ISIN NO0000000021

Symbol -

Country Norway

Security type Index

Instruments in index 25

Market data

Open 947.79 NOK

High 950.63 NOK

Low 936.59 NOK

Close (prev. day) 948.03 NOK

Trading volume (m) 57,325

Volume (pcs) 3,328,306,451

Performance and Risk

	6m	1y	3y
Perf (%)	+20.36%	+35.35%	+16.53%
Perf (abs.)	+159.76	+246.63	+133.96
Beta	-	-	-
Volatility	14.54	18.50	20.23



Information about previous performance does not guarantee future performance.

Source: FactSet

Price data

Ø price 5 days Ø volume 5 days (pcs.)	953.90 NOK (70,309)
Ø price 30 days Ø volume 30 days (pcs.)	948.88 NOK (17,462,529)
Ø price 100 days Ø volume 100 days (pcs.)	906.46 NOK (19,988,123)
Ø price 250 days Ø volume 250 days (pcs.)	815.27 NOK (59,747,431)
YTD High date	974.48 NOK (2021/04/29)
YTD Low date	845.23 NOK (2021/01/28)
52 Weeks High date	974.48 NOK (2021/04/29)
52 Weeks Low date	665.29 NOK (2020/05/14)

Composition

Name  ISIN	Price	Diff %  Diff +/-	Performance 	Date Time	Turnover Pc.  Turnover Money 
AKER ASA NO0010234552	59.95	-2.20% -1.35		21/05/12 22:01:52	115 6,931.25
AKER BP ASA NO0010345853	24.38	1.12% 0.27	█	21/05/12 22:01:52	- -
AKER SOLUTIONS ASA NO0010716582	1.4475	-0.14% -0.00		21/05/12 22:01:52	17,700 25,364.05
BAKKAFROST P/F FO0000000179	67.72	-3.06% -2.14		21/05/12 22:01:51	745 52,681.60
BW OFFSHORE LIMITED BMG1738J1247	3.332	1.83% 0.06	█	21/05/12 22:01:51	- -
DNB ASA NO0010031479	17.62	-1.32% -0.24		21/05/12 22:01:52	442 7,885.28
DNO ASA NO0003921009	0.9688	4.46% 0.04	█	21/05/12 22:01:52	- -
EQUINOR ASA NO0010096985	17.498	-0.07% -0.01		21/05/12 22:01:52	30,367 531,494.38
GJENSIDIGE FORSIKRING ASA NO0010582521	18.645	-0.40% -0.08		21/05/12 22:01:52	- -
GOLDEN OCEAN GROUP LTD BMG396372051	7.275	-6.31% -0.49		21/05/12 22:01:51	9,304 69,499.37
GRIEG SEAFOOD ASA NO0010365521	7.685	-10.33% -0.89		21/05/12 22:01:52	14,635 114,651.12
LEROY SEAFOOD GROUP AS NO0003096208	7.454	-1.32% -0.10		21/05/12 22:01:52	2,560 19,301.75
MOWI ASA NO0003054108	20.96	-3.41% -0.74		21/05/12 22:01:52	12,556 264,855.63
NEL ASA NO0010081235	1.6425	-8.55% -0.15		21/05/12 22:01:52	10,894,422 18,387,871.67
NORSK HYDRO ASA NO0005052605	5.47	-1.09% -0.06		21/05/12 22:01:52	13,951 77,031.47
NORWEGIAN AIR SHUTTLE ASA NO0010196140	2.5415	-9.23% -0.26		21/05/12 22:01:52	68,510 181,453.08
ORKLA ASA NO0003733800	8.278	-1.15% -0.10		21/05/12 22:01:52	9,005 74,885.33
PETROLEUM GEO-SERVICES AS... NO0010199151	0.54	-2.53% -0.01		21/05/12 22:01:52	14,150 7,507.50
SALMAR ASA NO0010310956	58.90	-1.93% -1.16		21/05/12 22:01:52	2,420 144,525.06
SCHIBSTED ASA NO0003028904	37.79	-1.64% -0.63		21/05/12 22:01:52	- -
STOREBRAND ASA NO0003053605	7.79	-0.43% -0.03		21/05/12 22:01:52	- -
SUBSEA 7 SA LU0075646355	8.134	-2.61% -0.22		21/05/12 22:01:52	- -
TELENOR ASA NO0010063308	14.59	-0.14% -0.02		21/05/12 22:01:52	3,322 48,789.25
TGS-NOPEC GEOPHYSICAL CO... NO0003078800	11.965	-6.52% -0.84		21/05/12 22:01:52	1,529 18,380.79
YARA INTERNATIONAL ASA NO0010208051	43.51	-0.71% -0.31		21/05/12 22:01:52	1,031 44,981.58