

SWISS PERFORMANCE INDEX (TOTAL RETURN)

ISIN: **CH0009987501** WKN: -

Übersicht

16.07.2024 17:55:00

Kurs

16.283,02 CHF

Differenz  -0,05% (-8,33)

Stammdaten

| | |
|---------------------------------------|--------------|
| ISIN | CH0009987501 |
| Symbol | - |
| Land | Schweiz |
| Anzahl der enthaltenen Werte im Index | 213 |
| Index-Typ | - |
| Wertpapierkategorie | Index |

Top 5

| Name | Kurs | + - (%) | Trend |
|---------------|-------|---------|---|
| DKSH HOLDI... | 66,30 | +7,98 |  |
| BASILEA PH... | 42,25 | +6,42 |  |
| SANTHERA P... | 8,54 | +3,52 |  |
| COMPAGNIE ... | 1,26 | +3,28 |  |
| ZUEBLIN IM... | 25,60 | +3,23 |  |

Intraday 1W 1M 6M 1J 3J

Flop 5

| Name | Kurs | + - (%) | Trend |
|---------------|-------|---------|---|
| ARUNDEL AG... | 0,147 | -22,63 |  |
| LECLANCHE ... | 0,48 | -9,77 |  |
| MCH GROUP ... | 4,06 | -6,45 |  |
| ADDEX THER... | 0,06 | -5,66 |  |
| KUROS BIOS... | 12,46 | -5,61 |  |

Intraday 1W 1M 6M 1J 3J



Nähere Infos zu den Ländern &



Die Wertentwicklung der Vergangenheit lässt keine verlässlichen Rückschlüsse auf die zukünftige Entwicklung eines Finanzinstruments zu.

Quelle: FactSet

Aktuellstes Research

| Märkte | | |
|------------|---|---|
| Datum | Überschrift | Download |
| 15.07.2024 |  Aktienempfehlungen Global |  |
| 12.07.2024 |  Global Equity Ratings |  |
| 03.07.2024 |  Global Strategy 3Q 2024 |  |
| 03.07.2024 |  Global Strategy 3Q 2024 |  |
| 21.06.2024 |  Global Equity Ratings |  |

Regionen

➤ Märkte nach Region

Details

16.07.2024 17:55:00

Kurs

16.283,02 CHF

Differenz  -0,05% (-8,33)

Stammdaten

| | |
|---------------------------------------|--------------|
| ISIN | CH0009987501 |
| Symbol | - |
| Land | Schweiz |
| Wertpapierkategorie | Index |
| Anzahl der enthaltenen Werte im Index | 213 |

Marktdaten

| | |
|-----------------|---------------|
| Eröffnung | 16.205,59 CHF |
| Hoch | 16.293,59 CHF |
| Tief | 16.191,19 CHF |
| Schluss Vortag | 16.291,35 CHF |
| Volumen (Mio.) | 26.275.198 |
| Volumen (Stück) | 2.038.020.394 |

Performance und Risiko

| | 6M | 1J | 3J |
|-------------|-----------|-----------|---------|
| Perf (%) | +11,31% | +10,77% | +5,32% |
| Perf (abs.) | +1.654,79 | +1.582,96 | +822,70 |
| Beta | - | - | - |
| Volatilität | 9,62 | 9,56 | 12,94 |

5J



Die Wertentwicklung der Vergangenheit lässt keine verlässlichen Rückschlüsse auf die zukünftige Entwicklung eines Finanzinstruments zu.

Quelle: FactSet

Kursdaten

| | |
|---|-----------------------------|
| Ø Kurs 5 Tage Ø Volumen 5 Tage (Stk.) | 16.290,39 CHF (28.676.953) |
| Ø Kurs 30 Tage Ø Volumen 30 Tage (Stk.) | 16.088,16 CHF (160.759.289) |
| Ø Kurs 100 Tage Ø Volumen 100 Tage (Stk.) | 15.554,26 CHF (188.549.481) |
| Ø Kurs 250 Tage Ø Volumen 250 Tage | 14.871,02 CHF (118.044.601) |
| Hoch seit 1.1. Datum | 16.484,31 CHF (15.07.2024) |
| Tief seit 1.1. Datum | 14.455,60 CHF (17.01.2024) |
| 52 Wochen Hoch Datum | 16.484,31 CHF (15.07.2024) |
| 52 Wochen Tief Datum | 13.451,76 CHF (23.10.2023) |


























Enthaltene Werte

| Name  ISIN | Kurs | Diff %  Diff /- | Performance  | Datum Zeit | Gehandelte Stück  Umsatz Geld  |
|--|--------|---|---|----------------------|---|
| ABB LTD CH0012221716 | 51,70 | 0,00% 0,00 | | 16.07.24 17:30:06 | 1.961.581 101.241.530,77 |
| ACCELLERON INDUSTRIES LTD... CH1169360919 | 38,98 | 1,30% 0,50 |  | 16.07.24 17:30:06 | 120.184 4.662.360,96 |
| ADDEX THERAPEUTICS LIMITE... CH0029850754 | 0,06 | -5,66% -0,00 |  | 16.07.24 17:30:06 | 86.570 5.410,99 |
| ADECCO GROUP AG CH0012138605 | 30,04 | -0,40% -0,12 |  | 16.07.24 17:30:06 | 622.917 18.684.314,60 |
| ADVAL TECH HOLDING AG CH0008967926 | 98,00 | 0,00% 0,00 | | 15.07.24 17:30:33 | 5 490,00 |
| AEVIS HOLDING S.A. CH0478634105 | 15,80 | -0,32% -0,05 |  | 16.07.24 17:30:06 | 487 7.654,60 |
| AIRESES SA CH0010947627 | 0,384 | -4,00% -0,02 |  | 16.07.24 17:30:06 | 107 41,09 |
| ALCON AG CH0432492467 | 80,38 | -0,40% -0,32 |  | 16.07.24 17:30:06 | 568.056 45.623.475,47 |
| ALLREAL HOLDINGS AG NAMEN... CH0008837566 | 155,80 | -0,51% -0,80 |  | 16.07.24 17:30:06 | 9.546 1.487.479,30 |
| ALSO HOLDING AG CH0024590272 | 271,50 | -1,27% -3,50 |  | 16.07.24 17:30:06 | 5.395 1.468.437,00 |
| ALUFLEXPACK AG NAM.-AKTIE... CH0453226893 | 14,50 | -0,68% -0,10 |  | 16.07.24 17:30:06 | 597 8.686,50 |
| AMS-OSRAM AG AT0000A18XM4 | 1,3225 | 2,24% 0,03 |  | 16.07.24 17:30:06 | 990.974 1.300.337,91 |
| APG SGA SA NAMENS-AKTIEN ... CH0019107025 | 199,50 | -0,25% -0,50 |  | 16.07.24 17:30:06 | 518 103.407,50 |
| ARBONIA AG CH0110240600 | 12,68 | 0,48% 0,06 |  | 16.07.24 17:30:06 | 49.761 628.352,44 |
| ARUNDEL AG NAMENS-AKTIEN ... CH0002271010 | 0,147 | -22,63% -0,04 |  | 16.07.24 17:30:06 | 19.273 2.895,28 |
| ARYZTA AG NAMENS-AKTIEN S... CH0043238366 | 1,716 | 0,76% 0,01 |  | 16.07.24 17:30:06 | 557.992 954.565,44 |
| ASCOM HOLDING AG CH0011339204 | 7,14 | -0,28% -0,02 |  | 16.07.24 17:30:06 | 74.013 526.686,01 |
| ASMALLWORLD AG CH0404880129 | 1,48 | -2,63% -0,04 |  | 16.07.24 17:30:06 | 3.301 4.966,21 |
| AUTONEUM HOLDING AG CH0127480363 | 137,20 | 0,44% 0,60 |  | 16.07.24 17:30:06 | 3.250 445.246,00 |
| AVOLTA AG CH0023405456 | 36,28 | 1,62% 0,58 |  | 16.07.24 17:30:06 | 245.023 8.850.991,25 |
| BACHEM HOLDING AG CH1176493729 | 85,30 | 1,67% 1,40 |  | 16.07.24 17:30:06 | 69.875 5.924.569,68 |
| BALOISE HOLDING AG CH0012410517 | 156,00 | -1,45% -2,30 |  | 16.07.24 17:30:06 | 125.995 19.664.463,20 |
| BANQUE CANTONALE DE GENEV... CH0350494719 | 292,00 | 0,34% 1,00 |  | 16.07.24 17:30:06 | 505 146.847,00 |

SWISS PERFORMANCE INDEX (TOTAL RETURN)

| | | | | | |
|--|------------|-----------------|---|----------------------|-------------------------|
| BANQUE CANTONALE DU JURA ... CH0350665672 | 56,00 | -0,88% -0,50 | | 16.07.24 17:30:06 | 182 10.367,00 |
| BANQUE CANTONALE VAUDOISE CH0531751755 | 95,20 | -0,73% -0,70 | | 16.07.24 17:30:06 | 26.874 2.559.653,60 |
| BARRY CALLEBAUT AG CH0009002962 | 1.416,00 | 1,80% 25,00 | █ | 16.07.24 17:30:06 | 10.775 15.204.190,50 |
| BASELLANDSCHAFTL. KANTONA... CH0001473559 | 846,00 | -0,70% -6,00 | | 16.07.24 17:30:06 | 44 37.348,00 |
| BASILEA PHARMACEUTICA AG CH0011432447 | 42,25 | 6,42% 2,55 | █ | 16.07.24 17:30:06 | 44.927 1.885.184,15 |
| BASLER KANTONALBANK INHAB... CH0009236461 | 64,80 | -0,31% -0,20 | | 16.07.24 17:30:06 | 1.469 95.108,80 |
| BB BIOTECH AG NAMENS-AKTI... CH0038389992 | 43,55 | 2,71% 1,15 | █ | 16.07.24 17:30:06 | 55.025 2.375.065,98 |
| BELIMO HOLDING AG CH1101098163 | 460,80 | 1,77% 8,00 | █ | 16.07.24 17:30:06 | 11.529 5.291.584,10 |
| BELL AG CH0315966322 | 258,50 | 0,19% 0,50 | | 16.07.24 17:30:06 | 813 209.301,75 |
| BELLEVUE GROUP AG CH0028422100 | 18,40 | -1,08% -0,20 | | 16.07.24 17:30:06 | 4.619 85.550,80 |
| BERGBAHNEN ENGELBERG TRUT... CH0527044959 | 40,50 | -0,49% -0,20 | | 16.07.24 17:30:06 | 190 7.699,00 |
| BERNER KANTONALBANK AG CH0009691608 | 237,00 | 0,42% 1,00 | | 16.07.24 17:30:06 | 1.371 323.851,00 |
| BKW AG CH0130293662 | 151,00 | 0,67% 1,00 | | 16.07.24 17:30:06 | 28.460 4.290.287,90 |
| BOSSARD HOLDINGS AG CH0238627142 | 225,00 | 0,67% 1,50 | | 16.07.24 17:30:06 | 5.328 1.186.072,25 |
| BUCHER INDUSTRIES AG CH0002432174 | 365,00 | 0,27% 1,00 | | 16.07.24 17:30:06 | 8.102 2.946.560,50 |
| BURCKHARDT COMPRESSION HL... CH0025536027 | 612,00 | 0,00% 0,00 | | 16.07.24 17:30:06 | 3.473 2.128.575,00 |
| BURKHALTER HOLDING AG CH0212255803 | 90,50 | 0,33% 0,30 | | 16.07.24 17:30:06 | 6.320 571.469,60 |
| BVZ HOLDING AG CH0008207356 | 975,00 | 0,52% 5,00 | | 16.07.24 17:30:06 | 24 23.385,00 |
| BYSTRONIC AG CLASS A CH0244017502 | 377,50 | -2,08% -8,00 | | 16.07.24 17:30:06 | 712 269.591,50 |
| CALIDA HOLDING AG CH0126639464 | 31,60 | 0,64% 0,20 | | 16.07.24 17:30:06 | 3.582 112.408,95 |
| CARLO GAVAZZI HOLDING AG CH1278877563 | 270,00 | -1,10% -3,00 | | 16.07.24 17:30:06 | 100 27.129,00 |
| CEMBRA MONEY BANK AG CH0225173167 | 77,15 | -0,32% -0,25 | | 16.07.24 17:30:06 | 29.503 2.281.742,78 |
| CHOCOLADEF. LINDT & SPRUE... CH0010570759 | 106.600,00 | 0,76% 800,00 | █ | 16.07.24 17:30:06 | 74 7.839.900,00 |
| CHOCOLADEFABRIKEN LINDT &... CH0010570767 | 10.690,00 | 0,38% 40,00 | | 16.07.24 17:30:06 | 1.945 20.753.905,00 |
| CICOR TECHNOLOGIES S.A. N... CH0008702190 | 52,00 | 0,78% 0,40 | █ | 16.07.24 17:30:06 | 6.382 330.777,40 |
| CLARIANT AG CH0012142631 | 14,39 | 0,28% 0,04 | | 16.07.24 17:30:06 | 642.819 9.230.843,43 |
| COLTENE HOLDING AG CH0025343259 | 46,60 | -0,64% -0,30 | | 16.07.24 17:30:06 | 1.829 85.116,70 |
| COMET HOLDING AG | 387,00 | -0,13% | | 16.07.24 | 10.222 |

SWISS PERFORMANCE INDEX (TOTAL RETURN)

| | | | | | |
|--|----------|-----------------|---|----------------------|-----------------------------|
| CH0360826991 | | -0,50 | | 17:30:06 | 3.951.528,25 |
| COMPAGNIE FINANCIERE RICH... CH0210483332 | 138,35 | 0,95% 1,30 |  | 16.07.24 17:30:06 | 1.391.256 192.434.240,70 |
| COMPAGNIE FINANCIERE TRAD... CH0001625810 | 1,26 | 3,28% 0,04 |  | 16.07.24 17:35:06 | - - |
| COMPAGNIE FINANCIERE TRAD... CH0014345117 | 144,50 | 0,70% 1,00 |  | 16.07.24 17:30:06 | 726 105.176,50 |
| COSMO PHARMACEUTICALS NV NL0011832936 | 71,30 | 0,85% 0,60 |  | 16.07.24 17:30:06 | 14.892 1.068.666,40 |
| CPH CHEMIE & PAPIER HOLDI... CH0001624714 | 67,60 | -0,29% -0,20 |  | 16.07.24 17:30:06 | 1.761 119.695,00 |
| CREALOGIX HOLDING AG CH0011115703 | 60,00 | 1,69% 1,00 |  | 10.07.24 17:31:03 | 238 14.280,00 |
| CURATIS HOLDING AG CH1330780979 | 6,70 | 0,00% 0,00 | | 16.07.24 17:30:06 | 156 1.044,40 |
| DAETWYLER HOLDINGS CH0030486770 | 174,40 | -0,23% -0,40 |  | 16.07.24 17:30:06 | 7.487 1.305.320,20 |
| DKSH HOLDING AG CH0126673539 | 66,30 | 7,98% 4,90 |  | 16.07.24 17:30:06 | 196.935 12.958.934,55 |
| DOCMORRIS AG CH0042615283 | 47,18 | -0,25% -0,12 |  | 16.07.24 17:30:06 | 75.726 3.596.182,72 |
| DORMAKABA HOLDING AG CH0011795959 | 521,00 | 1,76% 9,00 |  | 16.07.24 17:30:06 | 9.666 4.979.028,00 |
| DOTTIKON ES HOLDING AG CH0582581713 | 257,00 | 1,18% 3,00 |  | 16.07.24 17:30:06 | 2.259 580.148,00 |
| EDISUN POWER EUROPE AG CH0024736404 | 73,00 | -2,01% -1,50 |  | 15.07.24 17:30:33 | 732 53.533,50 |
| EFG INTERNATIONAL AG CH0022268228 | 13,38 | 0,15% 0,02 |  | 16.07.24 17:30:06 | 115.221 1.542.902,63 |
| ELMA ELECTRONIC AG CH0005319162 | 1.030,00 | 0,98% 10,00 |  | 27.06.24 17:31:17 | 75 77.250,00 |
| EMMI AG CH0012829898 | 925,00 | 1,43% 13,00 |  | 16.07.24 17:30:06 | 2.215 2.044.560,00 |
| EMS-CHEMIE HOLDING AG CH0016440353 | 724,00 | 2,26% 16,00 |  | 16.07.24 17:30:06 | 19.329 13.959.614,25 |
| EPIC SUISSE AG NAMENS-AKT... CH0516131684 | 71,00 | -0,28% -0,20 |  | 16.07.24 17:30:06 | 33 2.343,00 |
| EVOLVA HOLDING SA CH1262055788 | 0,90 | -0,88% -0,01 |  | 16.07.24 17:30:06 | 9.109 8.202,32 |
| FEINTOOL INTERNATIONAL HO... CH0009320091 | 18,80 | 0,53% 0,10 |  | 16.07.24 17:30:06 | 1.358 25.446,50 |
| FLUGHAFEN ZUERICH AG CH0319416936 | 203,40 | 0,20% 0,40 |  | 16.07.24 17:30:06 | 27.563 5.595.302,50 |
| FORBO HOLDING AG CH0003541510 | 1.064,00 | 1,72% 18,00 |  | 16.07.24 17:30:06 | 1.031 1.092.765,00 |
| FUNDAMENTA REAL ESTATE AG... CH0045825517 | 15,90 | 0,95% 0,15 |  | 16.07.24 17:30:06 | 17.061 269.317,05 |
| GALENICA AG NAMENS-AKTIE... CH0360674466 | 75,90 | 0,46% 0,35 |  | 16.07.24 17:30:06 | 51.380 3.898.742,90 |
| GAM HOLDING AG CH0102659627 | 0,25 | 0,00% 0,00 | | 16.07.24 17:30:06 | 29.338 7.152,73 |
| GEBERIT AG CH0030170408 | 558,80 | 1,45% 8,00 |  | 16.07.24 17:30:06 | 47.427 26.388.421,80 |
| GEORG FISCHER AG CH1169151003 | 62,50 | 0,32% 0,20 |  | 16.07.24 17:30:06 | 78.151 4.874.641,45 |

SWISS PERFORMANCE INDEX (TOTAL RETURN)

| | | | | | |
|--|----------|-----------------|--|----------------------|--------------------------|
| GIVAUDAN SA CH0010645932 | 4.294,00 | 0,09% 4,00 | | 16.07.24 17:30:06 | 11.142 47.700.203,50 |
| GLARNER KANTONALBANK CH0189396655 | 21,00 | 0,96% 0,20 | | 16.07.24 17:30:06 | 948 19.908,00 |
| GRAUBUENDNER KANTONALBANK CH0001340204 | 1.780,00 | 0,28% 5,00 | | 16.07.24 17:30:06 | 74 131.755,00 |
| GRUPE MINOTERIES SA CH0012949464 | 224,00 | -1,75% -4,00 | | 16.07.24 17:30:06 | 200 44.882,00 |
| GURIT HOLDING AG CH1173567111 | 49,20 | -1,01% -0,50 | | 16.07.24 17:30:06 | 6.207 304.403,63 |
| HELVETIA HOLDING AG CH0466642201 | 127,20 | 2,91% 3,60 | | 16.07.24 17:30:06 | 154.274 19.493.742,60 |
| HIAG IMMOBILIEN HOLDING A... CH0239518779 | 74,20 | 0,27% 0,20 | | 16.07.24 17:30:06 | 1.095 81.365,60 |
| HIGHLIGHT EVENT & ENTERTA... CH0003583256 | 9,30 | -1,06% -0,10 | | 16.07.24 17:30:06 | 6 55,80 |
| HOCHDORF SWISS NUTRITION ... CH0024666528 | 6,48 | -0,31% -0,02 | | 16.07.24 17:30:06 | 1.558 10.149,28 |
| HOLCIM LTD. CH0012214059 | 84,04 | 0,26% 0,22 | | 16.07.24 17:30:06 | 940.481 78.748.768,34 |
| HUBER & SUHNER AG CH0030380734 | 77,70 | -1,15% -0,90 | | 16.07.24 17:30:06 | 8.397 652.401,80 |
| HYPOTHEKARBANK LENZBURG A... CH0001341608 | 4.160,00 | 0,00% 0,00 | | 16.07.24 17:30:06 | 7 28.920,00 |
| IDORSIA AG NAMENS-AKTIE... CH0363463438 | 2,276 | -0,87% -0,02 | | 16.07.24 17:30:06 | 316.714 718.450,49 |
| IMPLENIA AG CH0023868554 | 32,55 | 0,77% 0,25 | | 16.07.24 17:30:06 | 13.937 452.512,10 |
| INA INVEST HOLDING AG NAM... CH0524026959 | 17,20 | -1,99% -0,35 | | 16.07.24 17:30:06 | 4.617 79.360,40 |
| INFICON HOLDING AG CH0011029946 | 1.398,00 | 0,72% 10,00 | | 16.07.24 17:30:06 | 1.796 2.504.732,00 |
| INTERROLL HOLDING AG CH0006372897 | 2.745,00 | 0,55% 15,00 | | 16.07.24 17:30:06 | 371 1.017.285,00 |
| INTERSHOP HOLDING AG CH1338987303 | 121,60 | -0,82% -1,00 | | 16.07.24 17:30:06 | 2.479 301.804,00 |
| INVESTIS HOLDING S.A. NAM... CH0325094297 | 103,50 | 0,00% 0,00 | | 16.07.24 17:30:06 | 746 77.274,00 |
| IVF HARTMANN HOLDING AG CH0187624256 | 128,00 | 0,00% 0,00 | | 16.07.24 17:30:06 | 229 29.519,00 |
| JULIUS BAER GRUPPE AG CH0102484968 | 52,04 | -0,34% -0,18 | | 16.07.24 17:30:06 | 247.307 12.855.163,60 |
| JUNGFRAUBAHN HOLDING AG CH0017875789 | 201,00 | 2,24% 4,40 | | 16.07.24 17:30:06 | 92.304 16.120.011,15 |