

SWISS PERFORMANCE INDEX (TOTAL RETURN)

ISIN: **CH0009987501** WKN: -

Übersicht

21.05.2024 17:55:00

Kurs

15.996,80 CHF

Differenz ▼ **-0,26%** (-41,37)

Stammdaten

| | |
|---------------------------------------|--------------|
| ISIN | CH0009987501 |
| Symbol | - |
| Land | Schweiz |
| Anzahl der enthaltenen Werte im Index | 213 |
| Index-Typ | - |
| Wertpapierkategorie | Index |

Top 5

| Name | Kurs | + - (%) | Trend |
|---------------|--------|---------|--------------------------------------|
| NEW VALUE ... | 0,005 | +400,00 | ▲ |
| SHL TELEME... | 5,38 | +14,23 | ▲ |
| MEYER BURG... | 0,011 | +10,00 | ▲ |
| GAM HOLDIN... | 0,2895 | +8,43 | ▲ |
| SFS GROUP ... | 122,80 | +7,91 | ▲ |

Intraday 1W 1M 6M 1J 3J

Flop 5

| Name | Kurs | + - (%) | Trend |
|---------------|-------|---------|------------------------------------|
| DOCMORRIS ... | 62,85 | -10,21 | ▼ |
| SPEXIS AG ... | 0,069 | -8,73 | ▼ |
| AIRESES SA | 0,43 | -8,51 | ▼ |
| SWISS STEE... | 0,075 | -6,25 | ▼ |
| CURATIS HO... | 7,80 | -5,97 | ▼ |

Intraday 1W 1M 6M 1J 3J



Nähere Infos zu den Ländern &

5J



Die Wertentwicklung der Vergangenheit lässt keine verlässlichen Rückschlüsse auf die zukünftige Entwicklung eines Finanzinstruments zu.

Quelle: FactSet

Aktuellstes Research

Märkte

| Datum | Überschrift | Download |
|------------|--|-------------------|
| 08.05.2024 | Marktkommentar | ↓ |
| 02.05.2024 | FX markets reflect uncertain interest rate outlook | ↓ |
| 02.05.2024 | FX-Märkte spiegeln unsicheres Zinsumfeld wider | ↓ |
| 26.04.2024 | Aktienempfehlungen Global | ↓ |
| 03.04.2024 | Aktienempfehlungen Global | ↓ |

Regionen

➤ Märkte nach Region

Details

21.05.2024 17:55:00

Kurs

15.996,80 CHF

Differenz  -0,26% (-41,37)

Stammdaten

| | |
|---------------------------------------|--------------|
| ISIN | CH0009987501 |
| Symbol | - |
| Land | Schweiz |
| Wertpapierkategorie | Index |
| Anzahl der enthaltenen Werte im Index | 213 |

Marktdaten

| | |
|-----------------|---------------|
| Eröffnung | 16.038,81 CHF |
| Hoch | 16.047,63 CHF |
| Tief | 15.972,06 CHF |
| Schluss Vortag | 16.038,17 CHF |
| Volumen (Mio.) | 193.023.989 |
| Volumen (Stück) | 3.049.759.226 |

Performance und Risiko

| | 6M | 1J | 3J |
|-------------|-----------|---------|-----------|
| Perf (%) | +13,01% | +4,87% | +10,67% |
| Perf (abs.) | +1.841,90 | +742,28 | +1.542,64 |
| Beta | - | - | - |
| Volatilität | 9,00 | 9,92 | 12,92 |

5J



Die Wertentwicklung der Vergangenheit lässt keine verlässlichen Rückschlüsse auf die zukünftige Entwicklung eines Finanzinstruments zu.

Quelle: FactSet

Kursdaten

| | |
|---|-----------------------------|
| Ø Kurs 5 Tage Ø Volumen 5 Tage (Stk.) | 15.919,32 CHF (145.489.844) |
| Ø Kurs 30 Tage Ø Volumen 30 Tage (Stk.) | 15.286,87 CHF (224.739.621) |
| Ø Kurs 100 Tage Ø Volumen 100 Tage (Stk.) | 14.996,63 CHF (148.845.561) |
| Ø Kurs 250 Tage Ø Volumen 250 Tage | 14.670,48 CHF (98.807.902) |
| Hoch seit 1.1. Datum | 16.048,92 CHF (17.05.2024) |
| Tief seit 1.1. Datum | 14.455,60 CHF (17.01.2024) |
| 52 Wochen Hoch Datum | 16.048,92 CHF (17.05.2024) |
| 52 Wochen Tief Datum | 13.451,76 CHF (23.10.2023) |







Enthaltene Werte

| Name  ISIN | Kurs | Diff %  Diff /- | Performance  | Datum Zeit | Gehandelte Stück  Umsatz Geld  |
|--|--------|---|---|----------------------|---|
| ABB LTD CH0012221716 | 48,46 | 2,21% 1,05 |  | 21.05.24 17:31:20 | 3.044.856 146.835.386,69 |
| ACCELLERON INDUSTRIES LTD... CH1169360919 | 37,46 | 0,97% 0,36 |  | 21.05.24 17:31:20 | 248.879 9.298.266,25 |
| ADDEX THERAPEUTICS LIMITE... CH0029850754 | 0,065 | -4,41% -0,00 |  | 21.05.24 17:31:20 | 213.260 14.426,14 |
| ADECCO GROUP AG CH0012138605 | 35,68 | -1,33% -0,48 |  | 21.05.24 17:31:20 | 580.135 20.736.792,04 |
| ADVAL TECH HOLDING AG CH0008967926 | 97,00 | 0,00% 0,00 |  | 21.05.24 17:31:20 | 3 291,00 |
| AEVIS HOLDING S.A. CH0478634105 | 15,00 | -1,64% -0,25 |  | 21.05.24 17:31:20 | 2.924 44.121,00 |
| AIRESES SA CH0010947627 | 0,43 | -8,51% -0,04 |  | 21.05.24 17:31:20 | 19.159 8.312,76 |
| ALCON AG CH0432492467 | 80,44 | 0,45% 0,36 |  | 21.05.24 17:31:20 | 922.853 74.311.214,97 |
| ALLREAL HOLDINGS AG NAMEN... CH0008837566 | 153,40 | -0,26% -0,40 |  | 21.05.24 17:31:20 | 23.657 3.633.230,40 |
| ALSO HOLDING AG CH0024590272 | 242,50 | 0,21% 0,50 |  | 21.05.24 17:31:20 | 5.570 1.352.520,50 |
| ALUFLEXPACK AG NAM.-AKTIE... CH0453226893 | 15,35 | 0,66% 0,10 |  | 21.05.24 17:31:20 | 10.096 154.447,00 |
| AMS-OSRAM AG AT0000A18XM4 | 1,3745 | -0,36% -0,01 |  | 21.05.24 17:31:20 | 3.754.258 5.130.974,88 |
| APG SGA SA NAMENS-AKTIEN ... CH0019107025 | 203,00 | -0,98% -2,00 |  | 21.05.24 17:31:20 | 391 79.916,00 |
| ARBONIA AG CH0110240600 | 12,78 | -0,47% -0,06 |  | 21.05.24 17:31:20 | 58.631 748.272,88 |
| ARUNDEL AG NAMENS-AKTIEN ... CH0002271010 | 0,175 | -0,57% -0,00 |  | 21.05.24 17:33:30 | 9.054 1.285,75 |
| ARYZTA AG NAMENS-AKTIEN S... CH0043238366 | 1,795 | 0,45% 0,01 |  | 21.05.24 17:31:20 | 1.327.961 2.379.352,83 |
| ASCOM HOLDING AG CH0011339204 | 7,94 | 0,63% 0,05 |  | 21.05.24 17:31:20 | 40.791 323.299,77 |
| ASMALLWORLD AG CH0404880129 | 1,53 | 2,00% 0,03 |  | 21.05.24 17:31:20 | 3.121 4.683,45 |
| AUTONEUM HOLDING AG CH0127480363 | 151,80 | 2,02% 3,00 |  | 21.05.24 17:31:20 | 5.403 814.433,80 |
| BACHEM HOLDING AG CH1176493729 | 89,75 | -0,94% -0,85 |  | 21.05.24 17:31:20 | 130.998 11.881.990,33 |
| BALOISE HOLDING AG CH0012410517 | 152,80 | 2,07% 3,10 |  | 21.05.24 17:31:20 | 245.077 37.225.608,20 |
| BANQUE CANTONALE DE GENEV... CH0350494719 | 300,00 | 1,01% 3,00 |  | 21.05.24 17:31:20 | 1.486 440.489,50 |
| BANQUE CANTONALE DU JURA ... CH0350665672 | 61,00 | 0,00% 0,00 |  | 21.05.24 17:31:20 | 66 4.024,00 |

SWISS PERFORMANCE INDEX (TOTAL RETURN)

| | | | | | |
|--|------------|------------------|---|----------------------|--------------------------|
| BANQUE CANTONALE VAUDOISE CH0531751755 | 94,10 | 0,27% 0,25 | | 21.05.24 17:31:20 | 58.665 5.510.468,18 |
| BARRY CALLEBAUT AG CH0009002962 | 1.610,00 | 1,77% 28,00 | █ | 21.05.24 17:31:20 | 20.869 33.517.902,40 |
| BASELLANDSCHAFTL. KANTONA... CH0001473559 | 872,00 | 0,00% 0,00 | | 21.05.24 17:31:20 | 128 111.558,00 |
| BASILEA PHARMACEUTICA AG CH0011432447 | 43,10 | -1,26% -0,55 | | 21.05.24 17:31:20 | 46.235 2.007.554,43 |
| BASLER KANTONALBANK INHAB... CH0009236461 | 65,40 | -0,61% -0,40 | | 21.05.24 17:31:20 | 2.984 194.908,00 |
| BB BIOTECH AG NAMENS-AKTI... CH0038389992 | 40,70 | -2,40% -1,00 | | 21.05.24 17:31:20 | 83.676 3.433.391,68 |
| BELIMO HOLDING AG CH1101098163 | 438,60 | 0,23% 1,00 | | 21.05.24 17:31:20 | 13.045 5.741.440,50 |
| BELL AG CH0315966322 | 274,50 | -1,08% -3,00 | | 21.05.24 17:31:20 | 1.198 328.568,75 |
| BELLEVUE GROUP AG CH0028422100 | 19,15 | 0,00% 0,00 | | 21.05.24 17:31:20 | 4.964 94.812,80 |
| BERGBAHNEN ENGELBERG TRUT... CH0527044959 | 41,70 | 0,48% 0,20 | | 21.05.24 17:31:20 | 421 17.543,20 |
| BERNER KANTONALBANK AG CH0009691608 | 253,00 | 0,40% 1,00 | | 21.05.24 17:31:20 | 2.977 751.623,00 |
| BKW AG CH0130293662 | 143,20 | 1,85% 2,60 | █ | 21.05.24 17:31:20 | 42.933 6.116.168,30 |
| BOSSARD HOLDINGS AG CH0238627142 | 222,00 | 0,45% 1,00 | | 21.05.24 17:31:20 | 4.159 923.114,75 |
| BUCHER INDUSTRIES AG CH0002432174 | 382,00 | 1,73% 6,50 | █ | 21.05.24 17:31:20 | 27.968 10.634.514,50 |
| BURCKHARDT COMPRESSION HL... CH0025536027 | 628,00 | -0,16% -1,00 | | 21.05.24 17:31:20 | 8.156 5.115.235,41 |
| BURKHALTER HOLDING AG CH0212255803 | 92,60 | -2,11% -2,00 | | 21.05.24 17:31:20 | 8.013 742.554,70 |
| BVZ HOLDING AG CH0008207356 | 1.000,00 | -1,96% -20,00 | | 21.05.24 17:31:20 | 54 54.200,00 |
| BYSTRONIC AG CLASS A CH0244017502 | 456,50 | 4,22% 18,50 | █ | 21.05.24 17:31:20 | 2.461 1.110.347,25 |
| CALIDA HOLDING AG CH0126639464 | 30,55 | 0,16% 0,05 | | 21.05.24 17:31:20 | 3.947 119.687,18 |
| CARLO GAVAZZI HOLDING AG CH1278877563 | 315,00 | 5,00% 15,00 | █ | 21.05.24 17:33:48 | 653 201.983,00 |
| CEMBRA MONEY BANK AG CH0225173167 | 72,10 | 0,21% 0,15 | | 21.05.24 17:31:20 | 86.828 6.245.882,25 |
| CHOCOLADEF. LINDT & SPRUE... CH0010570759 | 108.200,00 | 0,56% 600,00 | | 21.05.24 17:31:20 | 116 12.564.400,00 |
| CHOCOLADEFABRIKEN LINDT &... CH0010570767 | 10.710,00 | 0,66% 70,00 | | 21.05.24 17:31:20 | 3.260 35.051.715,00 |
| CICOR TECHNOLOGIES S.A. N... CH0008702190 | 49,20 | -0,40% -0,20 | | 21.05.24 17:31:20 | 1.904 93.791,80 |
| CLARIANT AG CH0012142631 | 14,78 | 2,50% 0,36 | █ | 21.05.24 17:31:20 | 965.666 14.198.633,98 |
| COLTENE HOLDING AG CH0025343259 | 51,80 | -0,38% -0,20 | | 21.05.24 17:31:20 | 9.801 509.930,20 |
| COMET HOLDING AG CH0360826991 | 312,50 | -0,16% -0,50 | | 21.05.24 17:31:20 | 18.893 5.902.611,00 |
| COMPAGNIE FINANCIERE RICH... CH0000000000 | 143,55 | -0,83% 0,00 | | 21.05.24 | 1.252.994 |

SWISS PERFORMANCE INDEX (TOTAL RETURN)

| | | | | | |
|--|----------|------------------|--|----------------------|--------------------------|
| CH0210483332 | | -1,20 | | 17:31:20 | 180.211.274,35 |
| COMPAGNIE FINANCIERE TRAD... CH0001625810 | 1,19 | 6,25% 0,07 |  | 21.05.24 17:31:20 | 2 2,38 |
| COMPAGNIE FINANCIERE TRAD... CH0014345117 | 151,50 | 0,00% 0,00 | | 21.05.24 17:31:20 | 1.643 250.284,00 |
| COSMO PHARMACEUTICALS NV NL0011832936 | 72,20 | -0,96% -0,70 |  | 21.05.24 17:31:20 | 10.494 756.962,60 |
| CPH CHEMIE & PAPIER HOLDI... CH0001624714 | 87,60 | 0,00% 0,00 | | 21.05.24 17:31:20 | 497 43.518,00 |
| CREALOGIX HOLDING AG CH0011115703 | 59,00 | 0,00% 0,00 | | 17.05.24 17:30:02 | 2 118,00 |
| CURATIS HOLDING AG CH1330780979 | 7,80 | -5,97% -0,50 |  | 21.05.24 17:31:20 | 9.309 72.618,69 |
| DAETWYLER HOLDINGS CH0030486770 | 194,40 | -1,12% -2,20 |  | 21.05.24 17:31:20 | 11.590 2.264.704,20 |
| DKSH HOLDING AG CH0126673539 | 62,10 | -0,16% -0,10 |  | 21.05.24 17:31:20 | 27.267 1.699.281,65 |
| DOCMORRIS AG CH0042615283 | 62,85 | -10,21% -7,15 |  | 21.05.24 17:31:20 | 462.757 29.460.914,30 |
| DORMAKABA HOLDING AG CH0011795959 | 493,00 | 0,92% 4,50 |  | 21.05.24 17:31:20 | 3.335 1.637.918,00 |
| DOTTIKON ES HOLDING AG CH0582581713 | 257,00 | 1,98% 5,00 |  | 21.05.24 17:31:20 | 3.332 850.495,00 |
| DUFREY AG CH0023405456 | 36,82 | -1,81% -0,68 |  | 21.05.24 17:31:20 | 605.795 22.561.361,27 |
| EDISUN POWER EUROPE AG CH0024736404 | 98,00 | 1,03% 1,00 |  | 21.05.24 17:31:20 | 81 7.894,00 |
| EFG INTERNATIONAL AG CH0022268228 | 11,74 | 1,21% 0,14 |  | 21.05.24 17:31:20 | 221.867 2.594.972,32 |
| ELMA ELECTRONIC AG CH0005319162 | 985,00 | -1,50% -15,00 |  | 21.05.24 17:31:20 | 156 153.950,00 |
| EMMI AG CH0012829898 | 941,00 | -0,21% -2,00 |  | 21.05.24 17:31:20 | 1.775 1.671.279,50 |
| EMS-CHEMIE HOLDING AG CH0016440353 | 765,50 | 0,33% 2,50 |  | 21.05.24 17:31:20 | 10.695 8.190.448,50 |
| EPIC SUISSE AG NAMENS-AKT... CH0516131684 | 72,20 | -0,28% -0,20 |  | 21.05.24 17:31:20 | 133 9.613,60 |
| EVOLVA HOLDING SA CH1262055788 | 0,90 | -5,26% -0,05 |  | 21.05.24 17:31:20 | 1.654 1.488,60 |
| FEINTOOL INTERNATIONAL HO... CH0009320091 | 17,90 | -0,83% -0,15 |  | 21.05.24 17:31:20 | 11.113 200.480,25 |
| FLUGHAFEN ZUERICH AG CH0319416936 | 190,80 | -0,68% -1,30 |  | 21.05.24 17:31:20 | 50.109 9.559.887,15 |
| FORBO HOLDING AG CH0003541510 | 1.082,00 | -0,37% -4,00 |  | 21.05.24 17:31:20 | 1.186 1.284.457,00 |
| FUNDAMENTA REAL ESTATE AG... CH0045825517 | 16,70 | 0,30% 0,05 |  | 21.05.24 17:31:20 | 5.230 87.270,00 |
| GALENICA AG NAMENS-AKTIE... CH0360674466 | 70,75 | -0,21% -0,15 |  | 21.05.24 17:31:20 | 86.029 6.106.662,96 |
| GAM HOLDING AG CH0102659627 | 0,2895 | 8,43% 0,02 |  | 21.05.24 17:31:20 | 38.090 10.454,22 |
| GEBERIT AG CH0030170408 | 558,20 | -0,57% -3,20 |  | 21.05.24 17:31:20 | 72.248 40.383.933,60 |
| GEORG FISCHER AG CH1169151003 | 69,10 | -0,07% -0,05 |  | 21.05.24 17:31:20 | 175.665 12.141.023,75 |

SWISS PERFORMANCE INDEX (TOTAL RETURN)

| | | | | | |
|--|----------|-----------------|---|----------------------|----------------------------|
| GIVAUDAN SA CH0010645932 | 4.196,00 | 0,38% 16,00 |  | 21.05.24 17:31:20 | 19.601 82.106.028,00 |
| GLARNER KANTONALBANK CH0189396655 | 21,20 | 0,00% 0,00 | | 21.05.24 17:31:20 | 2.735 57.869,60 |
| GRAUBUENDNER KANTONALBANK CH0001340204 | 1.790,00 | 0,00% 0,00 | | 21.05.24 17:31:20 | 126 225.715,00 |
| GROUPE MINOTERIES SA CH0012949464 | 250,00 | -0,79% -2,00 |  | 21.05.24 17:31:20 | 43 10.870,00 |
| GURIT HOLDING AG CH1173567111 | 57,50 | -3,20% -1,90 |  | 21.05.24 17:31:20 | 8.982 520.280,85 |
| HELVETIA HOLDING AG CH0466642201 | 128,50 | 0,23% 0,30 |  | 21.05.24 17:31:20 | 61.097 7.842.787,35 |
| HIAG IMMOBILIEN HOLDING A... CH0239518779 | 75,00 | 0,54% 0,40 |  | 21.05.24 17:31:20 | 1.409 105.479,40 |
| HIGHLIGHT EVENT & ENTERTA... CH0003583256 | 7,25 | 5,07% 0,35 |  | 21.05.24 17:33:26 | 23 166,75 |
| HOCHDORF SWISS NUTRITION ... CH0024666528 | 7,92 | 2,33% 0,18 |  | 21.05.24 17:31:20 | 5.916 47.230,30 |
| HOLCIM LTD. CH0012214059 | 78,30 | -0,23% -0,18 |  | 21.05.24 17:31:20 | 1.223.270 96.077.667,44 |
| HUBER & SUHNER AG CH0030380734 | 76,60 | 0,79% 0,60 |  | 21.05.24 17:31:20 | 11.326 865.926,95 |
| HYPOTHEKARBANK LENZBURG A... CH0001341608 | 4.220,00 | 0,00% 0,00 | | 21.05.24 17:31:20 | 9 38.040,00 |
| IDORSIA AG NAMENS-AKTIE... CH0363463438 | 2,176 | -1,98% -0,04 |  | 21.05.24 17:31:20 | 597.275 1.293.952,15 |
| IMPLENIA AG CH0023868554 | 34,80 | -0,57% -0,20 |  | 21.05.24 17:31:20 | 27.482 950.664,18 |
| INA INVEST HOLDING AG NAM... CH0524026959 | 18,30 | -0,54% -0,10 |  | 21.05.24 17:31:20 | 1.408 25.738,20 |
| INFICON HOLDING AG CH0011029946 | 1.422,00 | 0,71% 10,00 |  | 21.05.24 17:31:20 | 1.620 2.297.956,00 |
| INTERROLL HOLDING AG CH0006372897 | 2.965,00 | 0,85% 25,00 |  | 21.05.24 17:31:20 | 685 2.036.150,00 |
| INTERSHOP HOLDING AG CH1338987303 | 124,40 | 0,32% 0,40 |  | 21.05.24 17:31:20 | 4.065 504.853,40 |
| INVESTIS HOLDING S.A. NAM... CH0325094297 | 97,80 | 0,00% 0,00 | | 21.05.24 17:31:20 | 374 36.567,40 |
| IVF HARTMANN HOLDING AG CH0187624256 | 128,00 | 0,00% 0,00 | | 21.05.24 17:31:20 | 1.083 137.694,00 |
| JULIUS BAER GRUPPE AG CH0102484968 | 54,08 | -0,73% -0,40 |  | 21.05.24 17:31:20 | 627.718 33.850.975,95 |
| JUNGFRAUBAHN HOLDING AG CH0017875789 | 199,80 | -0,60% -1,20 |  | 21.05.24 17:31:20 | 6.715 1.333.988,90 |