

# SWISS PERFORMANCE INDEX (TOTAL RETURN)

ISIN: **CH0009987501** WKN: -

## Overview

2024/05/07 22:06:00

Price

**15,372.36** CHF

Difference ▲ 1.41% (214.18)

### General attributes

ISIN	CH0009987501
Symbol	-
Country	Switzerland
Instruments in index	213
Type of index	-
Security type	Index

### Market data

Open	15,191.76 CHF
High	15,381.80 CHF
Low	15,191.76 CHF
Close (prev. day)	15,158.18 CHF
Trading volume (m)	115,395,484
Volume (pcs)	2,700,131,393

### Top 5

Name	Price	+ - (%)	Trend
GAM HOLDIN...	0.285	+13.32	<span style="color: green;">▲</span>
OC OERLIKO...	4.70	+11.75	<span style="color: green;">▲</span>
UBS GROUP	26.79	+7.59	<span style="color: green;">▲</span>
IDORSIA LT...	2.10	+7.53	<span style="color: green;">▲</span>
PEACH PROP...	11.16	+6.49	<span style="color: green;">▲</span>

Intraday 1w 1m 6m 1y 3y

### Flop 5

Name	Price	+ - (%)	Trend
CURATIS HO...	7.90	-12.22	<span style="color: red;">▼</span>
HIGHLIGHT ...	17.5043	-10.98	<span style="color: red;">▼</span>
SWISS STEE...	0.076	-7.32	<span style="color: red;">▼</span>
COMPAGNIE ...	1.22	-6.87	<span style="color: red;">▼</span>
MOLECULAR	3.17	-5.37	<span style="color: red;">▼</span>

5y



Information about previous performance does not guarantee future performance.

Source: FactSet

### Recent research

on market

Date	Headline	Download
2024/05/02	FX markets reflect uncertain interest rate outlook	<a href="#">Download</a>
2024/05/02	FX-Märkte spiegeln unsicheres Zinsumfeld wider	<a href="#">Download</a>
2024/04/26	Aktienempfehlungen Global	<a href="#">Download</a>
2024/04/03	Aktienempfehlungen Global	<a href="#">Download</a>
2024/03/26	Global Strategy 2Q 2024	<a href="#">Download</a>

Intraday 1w 1m 6m 1y 3y

**Futures and Options**

Related Futures -

Related Options -

## Details

2024/05/07 22:06:00

Price

**15,372.36** CHF

Difference ▲ 1.41% (214.18)

### General attributes

ISIN CH0009987501

Symbol -

Country Switzerland

Security type Index

Instruments in index 213

### Market data

Open 15,191.76 CHF

High 15,381.80 CHF

Low 15,191.76 CHF

Close (prev. day) 15,158.18 CHF

Trading volume (m) 115,395,484

Volume (pcs) 2,700,131,393

### Performance and Risk

	6m	1y	3y
Perf (%)	+10.85%	+0.82%	+7.03%
Perf (abs.)	+1,504.84	+125.54	+1,009.61
Beta	-	-	-
Volatility	9.03	9.90	12.94

5y



Information about previous performance does not guarantee future performance.

Source: FactSet

### Price data

Ø price 5 days   Ø volume 5 days (pcs.)	15,138.61 CHF (180,957,749)
Ø price 30 days   Ø volume 30 days (pcs.)	15,163.54 CHF (260,759,809)
Ø price 100 days   Ø volume 100 days (pcs.)	14,899.44 CHF (146,987,728)
Ø price 250 days   Ø volume 250 days (pcs.)	14,650.96 CHF (96,866,189)
YTD High   date	15,480.85 CHF (2024/04/02)
YTD Low   date	14,455.60 CHF (2024/01/17)
52 Weeks High   date	15,480.85 CHF (2024/04/02)
52 Weeks Low   date	13,451.76 CHF (2023/10/23)

# Composition

Name ISIN	Price	Diff % Diff +/-	Performance	Date Time	Turnover Pc. Turnover Money
ABB LTD CH0012221716	45.73	0.57% 0.26		24/05/07 17:31:29	3,190,365 145,221,251.46
ACCELLERON INDUSTRIES AG ... CH1169360919	35.46	-2.21% -0.80		24/05/07 17:31:29	237,836 8,444,430.93
ADDEX THERAPEUTICS LIMITE... CH0029850754	0.071	-5.33% -0.00		24/05/07 17:31:29	493,677 35,421.03
ADECCO GROUP AG CH0012138605	32.04	-0.62% -0.20		24/05/07 17:31:29	1,043,687 33,414,742.82
ADVAL TECH HOLDING AG CH0008967926	100.00	0.00% 0.00		24/05/07 17:31:29	3 299.50
AEVIS VICTORIA SA CH0478634105	14.95	0.34% 0.05		24/05/07 17:31:29	4,226 62,970.70
AIRESES SA CH0010947627	0.52	4.00% 0.02		24/05/07 17:31:29	29,713 15,266.52
ALCON AG CH0432492467	73.32	1.13% 0.82		24/05/07 17:31:29	794,348 57,976,587.89
ALLREAL HOLDING AG CHF1 CH0008837566	151.40	0.40% 0.60		24/05/07 17:31:29	26,353 3,986,800.70
ALSO HOLDING AG CH0024590272	232.50	-0.85% -2.00		24/05/07 17:31:29	4,536 1,052,894.75
ALUFLEXPACK AG CHF1 CH0453226893	14.75	-0.34% -0.05		24/05/07 17:31:29	16,846 248,490.35
AMS-OSRAM AG AT0000A18XM4	1.228	1.53% 0.02		24/05/07 17:31:29	4,364,118 5,344,284.46
APG SGA SA CHF2.60 CH0019107025	201.00	0.00% 0.00		24/05/07 17:31:29	928 186,403.50
ARBONIA AG CH0110240600	12.62	1.77% 0.22		24/05/07 17:31:29	167,465 2,102,327.73
ARUNDEL AG CHF1.00 (REGD) CH0002271010	0.131	-0.76% -0.00		24/05/07 17:31:29	634 83.05
ARYZTA AG CHF0.02 (REGD) CH0043238366	1.778	-0.56% -0.01		24/05/07 17:31:29	1,838,920 3,271,413.81
ASCOM HOLDING AG CH0011339204	7.73	0.26% 0.02		24/05/07 17:31:29	51,101 396,748.92
ASMALLWORLD AG CH0404880129	1.52	-0.65% -0.01		24/05/07 17:31:29	9,045 13,797.58
AUTONEUM HOLDING AG CH0127480363	151.60	-0.79% -1.20		24/05/07 17:31:29	3,793 575,914.10
AVOLTA AG CH0023405456	36.70	0.77% 0.28		24/05/07 17:31:29	356,519 13,081,250.31
BACHEM HOLDING AG CH1176493729	82.05	1.42% 1.15		24/05/07 17:31:29	74,137 6,068,558.53
BALOISE HOLDING AG CH0012410517	141.70	0.28% 0.40		24/05/07 17:31:29	115,624 16,398,329.00
BANQUE CANTONALE DE GENEV... CH0350494719	294.00	0.34% 1.00		24/05/07 17:31:29	659 193,967.00






## SWISS PERFORMANCE INDEX (TOTAL RETURN)

BANQUE CANTONALE DU JURA ... CH0350665672	64.50	-0.77% -0.50		24/05/07 17:33:57	237 14,309.00
BANQUE CANTONALE VAUDOISE CH0531751755	95.75	0.79% 0.75		24/05/07 17:31:29	76,651 7,328,419.73
BARRY CALLEBAUT AG CH0009002962	1,535.00	0.92% 14.00		24/05/07 17:31:29	16,899 25,929,389.00
BASELLANDSCHAFTLICHE KANT... CH0001473559	876.00	0.46% 4.00		24/05/07 17:31:29	381 333,236.00
BASILEA PHARMACEU CH0011432447	40.70	1.24% 0.50		24/05/07 17:31:29	10,109 410,948.75
BASLER KANTONALBANK PTG C... CH0009236461	67.40	1.51% 1.00		24/05/07 17:31:29	3,674 246,093.40
BB BIOTECH AG CHF0.20 (RE... CH0038389992	42.45	0.71% 0.30		24/05/07 17:31:29	68,811 2,928,605.90
BELIMO HOLDING AG CH1101098163	431.60	1.31% 5.60		24/05/07 17:31:29	10,522 4,524,257.70
BELL AG CH0315966322	266.50	0.00% 0.00		24/05/07 17:31:29	728 193,894.50
BELLEVUE GROUP AG CH0028422100	19.60	2.89% 0.55		24/05/07 17:31:29	15,178 293,635.25
BERGBAHNEN ENGELBERG TRUT... CH0527044959	41.60	-0.24% -0.10		24/05/07 17:31:29	437 18,197.00
BERNER KANTONALBANK AG CH0009691608	251.00	-0.79% -2.00		24/05/07 17:31:29	4,018 1,009,803.00
BKW AG CH0130293662	141.80	1.72% 2.40		24/05/07 17:31:29	59,294 8,391,486.25
BOSSARD HOLDINGS AG CH0238627142	217.00	1.64% 3.50		24/05/07 17:31:29	9,858 2,126,606.00
BUCHER INDUSTRIES AG CH0002432174	374.00	2.19% 8.00		24/05/07 17:31:29	29,812 11,117,304.25
BURCKHARDT COMPRESSION HL... CH0025536027	594.00	0.51% 3.00		24/05/07 17:31:29	7,667 4,533,385.50
BURKHALTER HOLDING AG CH0212255803	99.30	0.20% 0.20		24/05/07 17:31:29	3,366 333,726.45
BVZ HOLDING AG CH0008207356	1,030.00	-1.90% -20.00		24/05/07 17:31:29	16 16,480.00
BYSTRONIC AG CLASS A CH0244017502	426.00	-1.16% -5.00		24/05/07 17:31:29	453 193,464.50
CALIDA HOLDING AG CH0126639464	29.80	1.02% 0.30		24/05/07 17:31:29	4,372 130,157.28
CARLO GAVAZZI HOLDING AG CH1278877563	300.00	-2.91% -9.00		24/05/07 17:31:29	237 71,208.00
CEMBRA MONEY BANK AG CH0225173167	73.20	0.34% 0.25		24/05/07 17:31:29	63,497 4,645,764.80
CHOCOLADEF. LINDT & SPRUE... CH0010570759	107,000.00	0.94% 1,000.00		24/05/07 17:31:29	85 9,040,800.00
CHOCOLADEFABRIKEN LINDT &... CH0010570767	10,660.00	1.43% 150.00		24/05/07 17:31:29	2,830 29,994,890.00
CICOR TECHNOLOGIES SA CHF... CH0008702190	50.00	0.40% 0.20		24/05/07 17:31:29	580 28,907.70
CLARIANT AG CH0012142631	14.39	3.30% 0.46		24/05/07 17:31:29	1,351,115 19,383,813.73
COLTENE HOLDING AG CH0025343259	51.40	-0.77% -0.40		24/05/07 17:31:29	5,317 275,229.00
COMET HOLDING AG	300.00	2.04%		24/05/07	25,352

## SWISS PERFORMANCE INDEX (TOTAL RETURN)

CH0360826991		6.00		17:31:29	7,536,219.75
COMPAGNIE FINANCIERE RICH... CH0210483332	132.85	0.68% 0.90		24/05/07 17:31:29	661,423 87,610,953.18
COMPAGNIE FINANCIERE TRAD... CH0001625810	1.22	-6.87% -0.09		24/05/07 17:31:29	3,156 4,087.54
COMPAGNIE FINANCIERE TRAD... CH0014345117	148.00	1.72% 2.50		24/05/07 17:31:29	1,702 249,933.25
COSMO PHARMACEUTICALS NV NL0011832936	71.90	-0.83% -0.60		24/05/07 17:31:29	13,217 951,032.20
CPH CHEMIE & PAPIER HOLDI... CH0001624714	87.80	1.15% 1.00		24/05/07 17:31:29	622 54,372.00
CREALOGIX HOLDING AG CH0011115703	59.00	0.00% 0.00		24/04/30 17:31:59	40 2,360.00
CURATIS HOLDING AG CH1330780979	7.90	-12.22% -1.10		24/05/07 17:31:29	11,125 92,662.16
DAETWYLER HOLDINGS CH0030486770	190.00	0.53% 1.00		24/05/07 17:31:29	14,079 2,676,381.90
DKSH HOLDING AG CH0126673539	61.30	0.66% 0.40		24/05/07 17:31:29	20,410 1,247,829.15
DOCMORRIS AG CH0042615283	82.60	-2.02% -1.70		24/05/07 17:31:29	63,476 5,251,200.60
DORMAKABA HOLDING AG CH0011795959	493.50	1.75% 8.50		24/05/07 17:31:29	2,896 1,423,195.75
DOTTIKON ES HOLDING AG CH0582581713	251.00	1.62% 4.00		24/05/07 17:31:29	3,127 778,093.50
EDISUN POWER EUROPE AG CH0024736404	99.50	0.51% 0.50		24/05/07 17:31:29	174 17,110.00
EFG INTERNATIONAL AG CH0022268228	11.68	1.21% 0.14		24/05/07 17:31:29	190,404 2,218,510.60
ELMA ELECTRONIC AG CH0005319162	1,010.00	-1.94% -20.00		24/05/06 17:31:19	1 1,010.00
EMMI AG CH0012829898	917.00	0.11% 1.00		24/05/07 17:31:29	2,395 2,187,511.00
EMS-CHEMIE HOLDING AG CH0016440353	768.50	3.15% 23.50		24/05/07 17:31:29	13,768 10,508,632.50
EPIC SUISSE AG CHF0.04 CH0516131684	71.80	-0.28% -0.20		24/05/07 17:31:29	7,305 525,877.40
EVOLVA HOLDING SA CH1262055788	0.902	-0.22% -0.00		24/05/07 17:31:29	2,147 2,042.86
FEINTOOL INTERNATIONAL HO... CH0009320091	18.40	3.37% 0.60		24/05/07 17:31:29	8,161 146,524.95
FLUGHAFEN ZÜRICH AG CH0319416936	188.40	-0.11% -0.20		24/05/07 17:31:29	49,006 9,240,572.35
FORBO HOLDING AG CH0003541510	1,094.00	1.86% 20.00		24/05/07 17:31:29	2,364 2,568,976.00
FUNDAMENTA REAL ESTATE AG... CH0045825517	16.50	-0.30% -0.05		24/05/07 17:31:29	11,884 196,294.20
GALENICA AG CHF0.1 CH0360674466	71.15	0.85% 0.60		24/05/07 17:31:29	55,329 3,920,484.20
GAM HOLDING AG CH0102659627	0.285	13.32% 0.03		24/05/07 17:31:29	71,729 19,915.67
GEBERIT AG CH0030170408	539.20	4.66% 24.00		24/05/07 17:31:29	223,022 120,677,341.00
GEORG FISCHER AG CH1169151003	66.15	-0.15% -0.10		24/05/07 17:31:29	224,634 14,865,766.13

## SWISS PERFORMANCE INDEX (TOTAL RETURN)

GIVAUDAN SA CH0010645932	4,072.00	2.08% 83.00		24/05/07 17:31:29	19,745 79,886,429.00
GLARNER KANTONALBANK CH0189396655	21.50	-0.46% -0.10		24/05/07 17:31:29	4,129 89,060.40
GRAUBUENDNER KANTONALBANK CH0001340204	1,785.00	-0.28% -5.00		24/05/07 17:31:29	86 153,395.00
GROUPE MINOTERIES SA CH0012949464	268.00	1.52% 4.00		24/05/07 17:31:29	283 75,148.00
GURIT HOLDING AG CH1173567111	59.70	2.40% 1.40		24/05/07 17:31:29	7,177 428,148.10
HELVETIA HOLDING AG CH0466642201	123.40	1.23% 1.50		24/05/07 17:31:29	77,013 9,512,602.70
HIAG IMMOBILIEN HOLDING A... CH0239518779	75.40	0.80% 0.60		24/05/07 17:31:29	5,368 402,459.70
HIGHLIGHT EVENT & ENTERTA... CH0003583256	7.30	-10.98% -0.90		24/05/07 17:31:29	523 3,792.90
HOCHDORF SWISS NUTRITION ... CH0024666528	12.80	3.23% 0.40		24/05/07 17:31:29	52,381 647,991.85
HOLCIM LTD. CH0012214059	79.28	0.10% 0.08		24/05/07 17:31:29	1,145,877 90,713,010.56
HUBER & SUHNER AG CH0030380734	76.20	1.60% 1.20		24/05/07 17:31:29	35,651 2,710,563.90
HYPOTHEKARBANK LENZBURG A... CH0001341608	4,220.00	0.00% 0.00		24/05/07 17:31:29	7 29,520.00
IDORSIA LTD CHF0.05 CH0363463438	2.10	7.53% 0.15		24/05/07 17:31:29	1,037,522 2,174,836.51
IMPLENIA AG CH0023868554	34.05	0.15% 0.05		24/05/07 17:31:29	7,714 261,752.20
INFICON HOLDING AG CH0011029946	1,322.00	0.92% 12.00		24/05/07 17:31:29	1,711 2,255,729.00
INTERROLL HOLDING AG CH0006372897	2,865.00	-2.22% -65.00		24/05/07 17:31:29	518 1,490,547.50
INTERSHOP HOLDING AG CH1338987303	120.60	-0.66% -0.80		24/05/07 17:31:29	10,356 1,246,637.40
INVESTIS HOLDING SA CHF0... CH0325094297	98.60	0.20% 0.20		24/05/07 17:31:29	663 65,270.60
IVF HARTMANN HOLDING AG CH0187624256	138.00	-0.72% -1.00		24/05/07 17:31:29	638 88,358.00
JULIUS BAER GRUPPE AG CH0102484968	53.06	1.03% 0.54		24/05/07 17:31:29	507,335 26,907,215.72
JUNGFRAUBAHN HOLDING AG CH0017875789	203.00	0.50% 1.00		24/05/07 17:31:29	7,852 1,590,912.95
KARDEX AG CH0100837282	241.50	1.05% 2.50		24/05/07 17:31:29	3,364 809,312.25