

# SWISS PERFORMANCE INDEX (TOTAL RETURN)

ISIN: **CH0009987501** WKN: -

## Overview

2024/05/03 22:06:00	
<b>Price</b>	<b>15,093.52</b> CHF
<b>Difference</b>	<span style="color: green;">▲</span> 0.61% (91.24)
<b>General attributes</b>	
ISIN	CH0009987501
Symbol	-
Country	Switzerland
Instruments in index	213
Type of index	-
Security type	Index
<b>Market data</b>	
Open	15,042.97 CHF
High	15,175.06 CHF
Low	15,025.74 CHF
Close (prev. day)	15,002.28 CHF
Trading volume (m)	109,694,450
Volume (pcs)	2,321,798,292



Information about previous performance does not guarantee future performance.  
Source: FactSet

### Top 5

Name	Price	+ - (%)	Trend
NEWRON PHA...	9.10	+9.51	<span style="color: green;">▲</span>
AMS-OSRAM ...	1.198	+5.18	<span style="color: green;">▲</span>
TX GROUP A...	148.00	+5.11	<span style="color: green;">▲</span>
XLIFE SCIE...	33.50	+4.69	<span style="color: green;">▲</span>
OC OERLIKO...	4.166	+4.67	<span style="color: green;">▲</span>

Intraday 1w 1m 6m 1y 3y

### Flop 5

Name	Price	+ - (%)	Trend
OBSEVA SA ...	0.0012	-76.92	<span style="color: red;">▼</span>
COMPAGNIE ...	0.915	-21.79	<span style="color: red;">▼</span>
AIRESES SA	0.41	-19.61	<span style="color: red;">▼</span>
HOCHDORF S...	9.72	-19.00	<span style="color: red;">▼</span>
CURATIS HO...	9.754	-15.18	<span style="color: red;">▼</span>

Intraday 1w 1m 6m 1y 3y

### Recent research

on market		
Date	Headline	Download
2024/05/02	FX markets reflect uncertain interest rate outlook	<a href="#">Download</a>
2024/05/02	FX-Märkte spiegeln unsicheres Zinsumfeld wider	<a href="#">Download</a>
2024/04/26	Aktienempfehlungen Global	<a href="#">Download</a>
2024/04/03	Aktienempfehlungen Global	<a href="#">Download</a>
2024/03/26	Global Strategy 2Q 2024	<a href="#">Download</a>

**Futures and Options**

**Related Futures** -

**Related Options** -

## Details

2024/05/03 22:06:00

Price

**15,093.52** CHF

Difference ▲ 0.61% (91.24)

### General attributes

ISIN CH0009987501

Symbol -

Country Switzerland

Security type Index

Instruments in index 213

### Market data

Open 15,042.97 CHF

High 15,175.06 CHF

Low 15,025.74 CHF

Close (prev. day) 15,002.28 CHF

Trading volume (m) 109,694,450

Volume (pcs) 2,321,798,292

### Performance and Risk

	6m	1y	3y
Perf (%)	+8.63%	-0.50%	+5.67%
Perf (abs.)	+1,198.78	-76.34	+809.28
Beta	-	-	-
Volatility	8.81	9.84	12.92
























Information about previous performance does not guarantee future performance.  
Source: FactSet

### Price data

Ø price 5 days   Ø volume 5 days (pcs.)	15,086.75 CHF (234,006,116)
Ø price 30 days   Ø volume 30 days (pcs.)	15,166.73 CHF (269,843,236)
Ø price 100 days   Ø volume 100 days (pcs.)	14,882.11 CHF (146,240,949)
Ø price 250 days   Ø volume 250 days (pcs.)	14,650.96 CHF (96,403,980)
YTD High   date	15,480.85 CHF (2024/04/02)
YTD Low   date	14,455.60 CHF (2024/01/17)
52 Weeks High   date	15,480.85 CHF (2024/04/02)
52 Weeks Low   date	13,451.76 CHF (2023/10/23)

# Composition

Name  ISIN	Price	Diff %  Diff +/-	Performance 	Date Time	Turnover Pc.  Turnover Money 
ABB LTD CH0012221716	45.02	-0.09% -0.04		24/05/03 17:30:44	2,429,258 109,230,422.38
ACCELLERON INDUSTRIES AG ... CH1169360919	36.34	0.50% 0.18		24/05/03 17:30:44	145,488 5,279,849.51
ADDEX THERAPEUTICS LIMITE... CH0029850754	0.0682	3.96% 0.00		24/05/03 17:30:44	841,127 56,284.48
ADECCO GROUP AG CH0012138605	31.96	0.57% 0.18		24/05/03 17:30:44	463,317 14,848,132.85
ADVAL TECH HOLDING AG CH0008967926	96.00	-3.03% -3.00		24/05/03 17:30:44	178 17,203.00
AEVIS VICTORIA SA CH0478634105	14.70	-1.34% -0.20		24/05/03 17:30:44	3,622 53,143.70
AIRESES SA CH0010947627	0.41	-19.61% -0.10		24/05/03 15:57:07	13 5.33
ALCON AG CH0432492467	72.16	1.35% 0.96		24/05/03 17:30:44	614,279 44,209,424.10
ALLREAL HOLDING AG CHF1 CH0008837566	150.60	0.53% 0.80		24/05/03 17:30:44	29,778 4,477,662.30
ALSO HOLDING AG CH0024590272	233.00	2.19% 5.00		24/05/03 17:30:44	5,338 1,239,941.00
ALUFLEXPACK AG CHF1 CH0453226893	14.85	-1.00% -0.15		24/05/03 17:30:44	7,414 109,555.30
AMS-OSRAM AG AT0000A18XM4	1.198	5.18% 0.06		24/05/03 17:30:44	9,394,998 11,255,828.63
APG SGA SA CHF2.60 CH0019107025	205.00	3.27% 6.50		24/05/03 17:30:44	3,111 623,586.00
ARBONIA AG CH0110240600	12.28	1.66% 0.20		24/05/03 17:30:44	269,126 3,286,819.03
ARUNDEL AG CHF1.00 (REGD) CH0002271010	0.132	0.76% 0.00		24/05/03 17:30:44	3 0.40
ARYZTA AG CHF0.02 (REGD) CH0043238366	1.773	1.43% 0.03		24/05/03 17:30:44	2,580,612 4,577,883.58
ASCOM HOLDING AG CH0011339204	7.74	2.52% 0.19		24/05/03 17:30:44	35,225 270,957.61
ASMALLWORLD AG CH0404880129	1.53	0.00% 0.00		24/05/03 17:30:44	82 126.86
AUTONEUM HOLDING AG CH0127480363	149.00	0.81% 1.20		24/05/03 17:30:44	3,729 555,394.40
AVOLTA AG CH0023405456	35.72	1.48% 0.52		24/05/03 17:30:44	233,685 8,356,235.48
BACHEM HOLDING AG CH1176493729	80.35	1.64% 1.30		24/05/03 17:30:44	37,703 3,026,115.50
BALOISE HOLDING AG CH0012410517	140.90	1.95% 2.70		24/05/03 17:30:44	137,612 19,295,271.05
BANQUE CANTONALE DE GENEV... CH0350494719	292.00	-0.34% -1.00		24/05/03 17:30:44	1,191 346,746.00

## SWISS PERFORMANCE INDEX (TOTAL RETURN)

BANQUE CANTONALE DU JURA ... CH0350665672	61.00	-1.21% -0.75		24/05/03 17:32:52	196 12,253.00
BANQUE CANTONALE VAUDOISE CH0531751755	95.20	0.32% 0.30		24/05/03 17:30:44	49,040 4,685,058.88
BARRY CALLEBAUT AG CH0009002962	1,525.00	0.93% 14.00		24/05/03 17:30:44	18,675 28,517,234.00
BASELLANDSCHAFTLICHE KANT... CH0001473559	866.00	-0.46% -4.00		24/05/03 17:30:44	208 180,624.00
BASILEA PHARMACEU CH0011432447	39.90	0.76% 0.30		24/05/03 17:30:44	21,422 859,155.50
BASLER KANTONALBANK PTG C... CH0009236461	66.60	-0.30% -0.20		24/05/03 17:30:44	4,313 290,656.40
BB BIOTECH AG CHF0.20 (RE... CH0038389992	42.20	0.00% 0.00		24/05/03 17:30:44	62,746 2,654,826.75
BELIMO HOLDING AG CH1101098163	426.40	0.42% 1.80		24/05/03 17:30:44	9,858 4,201,180.40
BELL AG CH0315966322	267.00	1.14% 3.00		24/05/03 17:30:44	1,051 281,472.00
BELLEVUE GROUP AG CH0028422100	18.60	4.20% 0.75		24/05/03 17:30:44	32,335 596,330.05
BERGBAHNEN ENGELBERG TRUT... CH0527044959	40.50	1.25% 0.50		24/05/03 17:30:44	169 6,841.50
BERNER KANTONALBANK AG CH0009691608	250.00	-0.40% -1.00		24/05/03 17:30:44	2,329 583,424.50
BKW AG CH0130293662	138.40	0.73% 1.00		24/05/03 17:30:44	43,584 6,053,998.15
BOSSARD HOLDINGS AG CH0238627142	214.00	0.94% 2.00		24/05/03 17:30:44	11,528 2,461,604.25
BUCHER INDUSTRIES AG CH0002432174	363.00	1.54% 5.50		24/05/03 17:30:44	13,386 4,856,485.50
BURCKHARDT COMPRESSION HL... CH0025536027	585.00	-0.68% -4.00		24/05/03 17:30:44	3,828 2,237,129.00
BURKHALTER HOLDING AG CH0212255803	99.40	-0.60% -0.60		24/05/03 17:30:44	7,252 723,318.30
BVZ HOLDING AG CH0008207356	1,040.00	-0.95% -10.00		24/05/03 17:30:44	1 1,040.00
BYSTRONIC AG CLASS A CH0244017502	419.00	1.82% 7.50		24/05/03 17:30:44	810 338,983.50
CALIDA HOLDING AG CH0126639464	29.35	-0.17% -0.05		24/05/03 17:30:44	1,978 58,740.40
CARLO GAVAZZI HOLDING AG CH1278877563	310.00	-0.96% -3.00		24/05/03 17:30:44	45 13,950.00
CEMBRA MONEY BANK AG CH0225173167	70.75	0.78% 0.55		24/05/03 17:30:44	47,346 3,345,927.23
CHOCOLADEF. LINDT & SPRUE... CH0010570759	105,800.00	-0.75% -800.00		24/05/03 17:30:44	61 6,464,200.00
CHOCOLADEFABRIKEN LINDT &... CH0010570767	10,530.00	-0.66% -70.00		24/05/03 17:30:44	1,869 19,760,765.00
CICOR TECHNOLOGIES SA CHF... CH0008702190	49.00	-2.39% -1.20		24/05/03 17:30:44	570 28,357.90
CLARIANT AG CH0012142631	13.89	0.58% 0.08		24/05/03 17:30:44	982,559 13,628,444.61
COLTENE HOLDING AG CH0025343259	52.80	1.15% 0.60		24/05/03 17:30:44	3,780 199,952.60
COMET HOLDING AG	286.50	1.06%		24/05/03	15,802

## SWISS PERFORMANCE INDEX (TOTAL RETURN)

CH0360826991		3.00		17:30:44	4,539,731.75
COMPAGNIE FINANCIERE RICH... CH0210483332	131.80	2.85% 3.65		24/05/03 17:30:44	755,295 99,305,406.88
COMPAGNIE FINANCIERE TRAD... CH0001625810	0.915	-21.79% -0.26		24/05/03 09:05:30	30 27.45
COMPAGNIE FINANCIERE TRAD... CH0014345117	144.00	1.05% 1.50		24/05/03 17:30:44	616 88,364.00
COSMO PHARMACEUTICALS NV NL0011832936	72.20	0.84% 0.60		24/05/03 17:30:44	11,784 841,745.20
CPH CHEMIE & PAPIER HOLDI... CH0001624714	85.00	-1.62% -1.40		24/05/03 17:30:44	887 75,990.20
CREALOGIX HOLDING AG CH0011115703	59.00	0.00% 0.00		24/04/30 17:31:59	40 2,360.00
CURATIS HOLDING AG CH1330780979	9.754	-15.18% -1.75		24/05/03 17:12:24	4,138 42,228.28
DAETWYLER HOLDINGS CH0030486770	197.60	2.60% 5.00		24/05/03 17:30:44	9,289 1,834,453.00
DKSH HOLDING AG CH0126673539	60.50	0.83% 0.50		24/05/03 17:30:44	38,805 2,350,815.75
DOCMORRIS AG CH0042615283	81.95	-0.12% -0.10		24/05/03 17:30:44	75,269 6,174,120.45
DORMAKABA HOLDING AG CH0011795959	490.00	1.24% 6.00		24/05/03 17:30:44	2,722 1,333,647.50
DOTTIKON ES HOLDING AG CH0582581713	244.00	0.21% 0.50		24/05/03 17:30:44	3,102 759,290.00
EDISUN POWER EUROPE AG CH0024736404	99.00	-0.50% -0.50		24/05/03 17:30:44	131 12,961.00
EFG INTERNATIONAL AG CH0022268228	11.42	1.42% 0.16		24/05/03 17:30:44	412,822 4,700,622.67
ELMA ELECTRONIC AG CH0005319162	1,030.00	3.00% 30.00		24/05/03 15:41:48	108 110,550.00
EMMI AG CH0012829898	908.00	0.33% 3.00		24/05/03 17:30:44	1,856 1,686,970.00
EMS-CHEMIE HOLDING AG CH0016440353	746.00	0.81% 6.00		24/05/03 17:30:44	10,143 7,573,819.00
EPIC SUISSE AG CHF0.04 CH0516131684	73.60	2.22% 1.60		24/05/03 17:30:44	598 43,775.20
EVOLVA HOLDING SA CH1262055788	0.904	-7.76% -0.08		24/05/03 17:30:44	4,130 3,726.81
FEINTOOL INTERNATIONAL HO... CH0009320091	17.65	-0.28% -0.05		24/05/03 17:30:44	6,877 121,172.80
FLUGHAFEN ZÜRICH AG CH0319416936	187.90	0.75% 1.40		24/05/03 17:30:44	56,940 10,740,746.50
FORBO HOLDING AG CH0003541510	1,068.00	-0.19% -2.00		24/05/03 17:30:44	873 935,412.00
FUNDAMENTA REAL ESTATE AG... CH0045825517	16.45	-0.30% -0.05		24/05/03 17:30:44	35,648 591,061.55
GALENICA AG CHF0.1 CH0360674466	70.55	0.79% 0.55		24/05/03 17:30:44	41,461 2,924,212.98
GAM HOLDING AG CH0102659627	0.251	-3.46% -0.01		24/05/03 17:30:44	51,162 13,043.43
GEBERIT AG CH0030170408	506.20	2.93% 14.40		24/05/03 17:30:44	103,324 52,135,526.50
GEORG FISCHER AG CH1169151003	65.70	2.90% 1.85		24/05/03 17:30:44	135,229 8,867,544.50

## SWISS PERFORMANCE INDEX (TOTAL RETURN)

GIVAUDAN SA CH0010645932	3,992.00	0.78% 31.00		24/05/03 17:30:44	14,003 55,903,245.00
GLARNER KANTONALBANK CH0189396655	21.60	0.00% 0.00		24/05/03 17:30:44	3,041 65,902.30
GRAUBUENDNER KANTONALBANK CH0001340204	1,785.00	-0.56% -10.00		24/05/03 17:30:44	70 124,850.00
GROUPE MINOTERIES SA CH0012949464	260.00	-1.52% -4.00		24/05/03 17:30:44	192 49,816.00
GURIT HOLDING AG CH1173567111	58.10	-0.34% -0.20		24/05/03 17:30:44	3,681 216,247.80
HELVETIA HOLDING AG CH0466642201	120.40	0.67% 0.80		24/05/03 17:30:44	91,224 11,045,510.00
HIAG IMMOBILIEN HOLDING A... CH0239518779	75.00	0.00% 0.00		24/05/03 17:30:44	2,461 184,454.40
HIGHLIGHT EVENT & ENTERTA... CH0003583256	8.10	-13.83% -1.30		24/05/03 16:07:25	4 32.40
HOCHDORF SWISS NUTRITION ... CH0024666528	9.72	-19.00% -2.28		24/05/03 17:30:44	338,853 4,448,416.76
HOLCIM LTD. CH0012214059	78.20	0.75% 0.58		24/05/03 17:30:44	931,146 72,700,840.54
HUBER & SUHNER AG CH0030380734	74.80	0.81% 0.60		24/05/03 17:30:44	13,206 985,759.95
HYPOTHEKARBANK LENZBURG A... CH0001341608	4,180.00	0.97% 40.00		24/05/03 17:30:44	8 33,440.00
IDORSIA LTD CHF0.05 CH0363463438	2.012	-0.98% -0.02		24/05/03 17:30:44	396,086 794,145.64
IMPLENIA AG CH0023868554	33.75	-0.88% -0.30		24/05/03 17:30:44	25,959 873,513.30
INFICON HOLDING AG CH0011029946	1,290.00	1.74% 22.00		24/05/03 17:30:44	2,065 2,655,009.00
INTERROLL HOLDING AG CH0006372897	3,035.00	3.41% 100.00		24/05/03 17:30:44	1,333 4,021,837.05
INTERSHOP HOLDING AG CH1338987303	121.40	-0.33% -0.40		24/05/03 17:30:44	5,776 702,950.30
INVESTIS HOLDING SA CHF0... CH0325094297	98.80	-0.20% -0.20		24/05/03 17:30:44	184 18,174.00
IVF HARTMANN HOLDING AG CH0187624256	138.00	-0.72% -1.00		24/05/03 17:30:44	344 47,435.00
JULIUS BAER GRUPPE AG CH0102484968	52.00	2.00% 1.02		24/05/03 17:30:44	781,238 40,633,266.98
JUNGFRAUBAHN HOLDING AG CH0017875789	204.00	-0.73% -1.50		24/05/03 17:30:44	2,150 439,064.75
KARDEX AG CH0100837282	238.00	1.06% 2.50		24/05/03 17:30:44	2,633 625,914.75