

# SWISS PERFORMANCE INDEX (TOTAL RETURN)

ISIN: **CH0009987501** WKN: -

## Übersicht

26.04.2024 17:55:00

Kurs

**15.136,02** CHF

Differenz ▲ 0,80% (120,57)

### Stammdaten

|                                       |              |
|---------------------------------------|--------------|
| ISIN                                  | CH0009987501 |
| Symbol                                | -            |
| Land                                  | Schweiz      |
| Anzahl der enthaltenen Werte im Index | 213          |
| Index-Typ                             | -            |
| Wertpapierkategorie                   | Index        |

### Top 5

| Name          | Kurs   | + - (%) | Trend                                |
|---------------|--------|---------|--------------------------------------|
| OBSEVA S.A... | 0,0088 | +46,67  | <span style="color: green;">▲</span> |
| IDORSIA AG... | 1,90   | +9,07   | <span style="color: green;">▲</span> |
| NEWRON PHA... | 7,28   | +8,82   | <span style="color: green;">▲</span> |
| LASTMINUTE... | 21,70  | +6,63   | <span style="color: green;">▲</span> |
| PEACH PROP... | 9,42   | +6,32   | <span style="color: green;">▲</span> |

Intraday 1W 1M 6M 1J 3J

### Flop 5

| Name          | Kurs  | + - (%) | Trend                              |
|---------------|-------|---------|------------------------------------|
| COMPAGNIE ... | 1,05  | -23,36  | <span style="color: red;">▼</span> |
| HOCHDORF S... | 1,32  | -8,33   | <span style="color: red;">▼</span> |
| SWISS STEE... | 0,08  | -7,83   | <span style="color: red;">▼</span> |
| CURATIS HO... | 15,00 | -6,99   | <span style="color: red;">▼</span> |
| EVOLVA HOL... | 0,946 | -6,34   | <span style="color: red;">▼</span> |

Intraday 1W 1M 6M 1J 3J



Nähere Infos zu den Ländern &

5J



Die Wertentwicklung der Vergangenheit lässt keine verlässlichen Rückschlüsse auf die zukünftige Entwicklung eines Finanzinstruments zu.

Quelle: FactSet

### Aktuellstes Research

#### Märkte

| Datum      | Überschrift               | Download |
|------------|---------------------------|----------|
| 26.04.2024 | Aktienempfehlungen Global |          |
| 03.04.2024 | Aktienempfehlungen Global |          |
| 26.03.2024 | Global Strategy 2Q 2024   |          |
| 26.03.2024 | Global Strategy 2Q 2024   |          |
| 21.03.2024 | SNB senkt Leitzins ab     |          |

Regionen

➤ Märkte nach Region

## Details

26.04.2024 17:55:00

Kurs

**15.136,02** CHF

Differenz  0,80% (120,57)

### Stammdaten

|                                       |              |
|---------------------------------------|--------------|
| ISIN                                  | CH0009987501 |
| Symbol                                | -            |
| Land                                  | Schweiz      |
| Wertpapierkategorie                   | Index        |
| Anzahl der enthaltenen Werte im Index | 213          |

### Marktdaten

|                 |               |
|-----------------|---------------|
| Eröffnung       | 15.117,21 CHF |
| Hoch            | 15.149,65 CHF |
| Tief            | 15.066,37 CHF |
| Schluss Vortag  | 15.015,45 CHF |
| Volumen (Mio.)  | 185.190.026   |
| Volumen (Stück) | 2.574.891.987 |

### Performance und Risiko

|             | 6M        | 1J      | 3J      |
|-------------|-----------|---------|---------|
| Perf (%)    | +11,60%   | +1,01%  | +5,29%  |
| Perf (abs.) | +1.573,70 | +151,36 | +760,72 |
| Beta        | -         | -       | -       |
| Volatilität | 8,89      | 9,87    | 12,94   |

5J



Die Wertentwicklung der Vergangenheit lässt keine verlässlichen Rückschlüsse auf die zukünftige Entwicklung eines Finanzinstruments zu.

Quelle: FactSet

### Kursdaten

|   |                             |
|---|-----------------------------|
| Ø Kurs 5 Tage   Ø Volumen 5 Tage (Stk.)     | 15.137,34 CHF (190.398.309) |
| Ø Kurs 30 Tage   Ø Volumen 30 Tage (Stk.)   | 15.195,50 CHF (258.615.078) |
| Ø Kurs 100 Tage   Ø Volumen 100 Tage (Stk.) | 14.851,96 CHF (139.372.760) |
| Ø Kurs 250 Tage   Ø Volumen 250 Tage        | 14.652,05 CHF (93.668.526)  |
| Hoch seit 1.1.   Datum                      | 15.480,85 CHF (02.04.2024)  |
| Tief seit 1.1.   Datum                      | 14.455,60 CHF (17.01.2024)  |
| 52 Wochen Hoch   Datum                      | 15.480,85 CHF (02.04.2024)  |
| 52 Wochen Tief   Datum                      | 13.451,76 CHF (23.10.2023)  |

## Enthaltene Werte

| Name <br>ISIN | Kurs   | Diff % <br>Diff /- | Performance  | Datum<br>Zeit        | Gehandelte Stück <br>Umsatz Geld  |
|--|--------|---|---|----------------------|---|
| ABB LTD<br>CH0012221716  | 44,94  | 0,97%<br>0,43   |                | 26.04.24<br>17:31:30 | 2.482.185<br>111.353.147,36   |
| ACCELLERON INDUSTRIES LTD...<br>CH1169360919   | 36,20  | 2,43%<br>0,86   |                | 26.04.24<br>17:31:30 | 200.929<br>7.233.363,13   |
| ADDEX THERAPEUTICS LIMITE...<br>CH0029850754   | 0,1155 | 0,43%<br>0,00   |                | 26.04.24<br>17:31:30 | 1.832.556<br>196.613,18   |
| ADECCO GROUP AG<br>CH0012138605  | 31,82  | 2,25%<br>0,70   |                | 26.04.24<br>17:31:30 | 706.680<br>22.483.862,73  |
| ADVAL TECH HOLDING AG<br>CH0008967926  | 100,00 | 1,01%<br>1,00   |                | 23.04.24<br>17:30:49 | 2<br>200,00   |
| AEVIS HOLDING S.A.<br>CH0478634105   | 14,50  | 2,11%<br>0,30   |                | 26.04.24<br>17:31:30 | 13.886<br>199.385,40  |
| AIRESES SA<br>CH0010947627   | 0,482  | -5,49%<br>-0,03   |                | 26.04.24<br>17:31:30 | 4<br>1,93   |
| ALCON AG<br>CH0432492467   | 72,00  | 0,61%<br>0,44   |                | 26.04.24<br>17:31:30 | 764.260<br>54.954.991,96  |
| ALLREAL HOLDINGS AG NAMEN...<br>CH0008837566   | 148,40 | 0,27%<br>0,40   |               | 26.04.24<br>17:31:30 | 14.623<br>2.171.644,90  |
| ALSO HOLDING AG<br>CH0024590272  | 226,50 | 1,12%<br>2,50   |              | 26.04.24<br>17:31:30 | 7.038<br>1.594.371,75   |
| ALUFLEXPACK AG NAM.-AKTIE...<br>CH0453226893   | 14,80  | 0,68%<br>0,10   |              | 26.04.24<br>17:31:30 | 6.757<br>99.575,63  |
| AMS-OSRAM AG<br>AT0000A18XM4   | 1,036  | -0,14%<br>-0,00   |              | 26.04.24<br>17:31:30 | 9.721.232<br>10.297.659,35  |
| APG SGA SA NAMENS-AKTIEN ...<br>CH0019107025   | 223,00 | 1,83%<br>4,00   |              | 26.04.24<br>17:31:30 | 1.118<br>247.831,00   |
| ARBONIA AG<br>CH0110240600   | 12,10  | 2,54%<br>0,30   |              | 26.04.24<br>17:31:30 | 174.343<br>2.090.989,24   |
| ARUNDEL AG NAMENS-AKTIEN ...<br>CH0002271010   | 0,17   | -5,56%<br>-0,01   |              | 26.04.24<br>17:31:30 | 5.557<br>1.000,24   |
| ARYZTA AG NAMENS-AKTIEN S...<br>CH0043238366   | 1,718  | 2,44%<br>0,04   |              | 26.04.24<br>17:31:30 | 1.238.605<br>2.119.627,82   |
| ASCOM HOLDING AG<br>CH0011339204   | 7,50   | 1,76%<br>0,13   |              | 26.04.24<br>17:31:30 | 102.290<br>760.705,24   |
| ASMALLWORLD AG<br>CH0404880129   | 1,53   | 0,00%<br>0,00   |   | 25.04.24<br>17:31:57 | 1.000<br>1.530,00   |
| AUTONEUM HOLDING AG<br>CH0127480363  | 151,00 | 1,34%<br>2,00   |              | 26.04.24<br>17:31:30 | 8.257<br>1.244.585,60   |
| BACHEM HOLDING AG<br>CH1176493729  | 81,10  | 2,53%<br>2,00   |              | 26.04.24<br>17:31:30 | 40.804<br>3.283.587,53  |
| BALOISE HOLDING AG<br>CH0012410517   | 142,90 | 2,81%<br>3,90   |              | 26.04.24<br>17:31:30 | 243.517<br>34.596.075,65  |
| BANQUE CANTONALE DE GENEV...<br>CH0350494719   | 298,00 | 3,29%<br>9,50   |              | 26.04.24<br>17:31:30 | 1.448<br>428.390,00   |
| BANQUE CANTONALE DU JURA ...<br>CH0350665672   | 61,00  | 3,39%<br>2,00   |              | 26.04.24<br>17:31:30 | 90<br>5.386,00  |












## SWISS PERFORMANCE INDEX (TOTAL RETURN)

|  |            |                  |  |                      |                         |
|--|------------|------------------|--|----------------------|-------------------------|
| BANQUE CANTONALE VAUDOISE<br>CH0531751755    | 99,85      | 0,30%<br>0,30    |  | 26.04.24<br>17:31:30 | 96.037<br>9.590.936,98  |
| BARRY CALLEBAUT AG<br>CH0009002962           | 1.377,00   | -1,15%<br>-16,00 |  | 26.04.24<br>17:31:30 | 9.286<br>12.801.180,50  |
| BASELLANDSCHAFTL. KANTONA...<br>CH0001473559 | 876,00     | 0,92%<br>8,00    |  | 26.04.24<br>17:31:30 | 363<br>317.468,00       |
| BASILEA PHARMACEUTICA AG<br>CH0011432447     | 40,30      | 0,12%<br>0,05    |  | 26.04.24<br>17:31:30 | 15.597<br>629.751,65    |
| BASLER KANTONALBANK INHAB...<br>CH0009236461 | 66,40      | -1,48%<br>-1,00  |  | 26.04.24<br>17:31:30 | 2.849<br>190.362,90     |
| BB BIOTECH AG NAMENS-AKTI...<br>CH0038389992 | 40,45      | -0,25%<br>-0,10  |  | 26.04.24<br>17:31:30 | 50.785<br>2.054.458,48  |
| BELIMO HOLDING AG<br>CH1101098163            | 425,40     | 1,38%<br>5,80    |  | 26.04.24<br>17:31:30 | 11.704<br>4.971.433,60  |
| BELL AG<br>CH0315966322                      | 269,50     | 0,37%<br>1,00    |  | 26.04.24<br>17:31:30 | 713<br>191.686,25       |
| BELLEVUE GROUP AG<br>CH0028422100            | 19,05      | 1,33%<br>0,25    |  | 26.04.24<br>17:31:30 | 3.679<br>70.205,98      |
| BERGBAHNEN ENGELBERG TRUT...<br>CH0527044959 | 41,10      | 0,00%<br>0,00    |  | 26.04.24<br>17:31:30 | 1.606<br>66.006,00      |
| BERNER KANTONALBANK AG<br>CH0009691608       | 250,00     | 0,81%<br>2,00    |  | 26.04.24<br>17:31:30 | 1.678<br>418.346,00     |
| BKW AG<br>CH0130293662                       | 135,20     | -0,88%<br>-1,20  |  | 26.04.24<br>17:31:30 | 23.219<br>3.153.232,45  |
| BOSSARD HOLDINGS AG<br>CH0238627142          | 207,00     | 4,33%<br>8,60    |  | 26.04.24<br>17:31:30 | 10.275<br>2.107.518,70  |
| BUCHER INDUSTRIES AG<br>CH0002432174         | 360,50     | 1,12%<br>4,00    |  | 26.04.24<br>17:31:30 | 15.208<br>5.464.639,25  |
| BURCKHARDT COMPRESSION HL...<br>CH0025536027 | 589,00     | 1,73%<br>10,00   |  | 26.04.24<br>17:31:30 | 4.687<br>2.753.973,00   |
| BURKHALTER HOLDING AG<br>CH0212255803        | 100,40     | 0,70%<br>0,70    |  | 26.04.24<br>17:31:30 | 5.459<br>546.249,70     |
| BVZ HOLDING AG<br>CH0008207356               | 1.020,00   | -2,86%<br>-30,00 |  | 26.04.24<br>17:33:31 | 29<br>30.400,00         |
| BYSTRONIC AG CLASS A<br>CH0244017502         | 405,50     | 1,38%<br>5,50    |  | 26.04.24<br>17:31:30 | 393<br>158.460,00       |
| CALIDA HOLDING AG<br>CH0126639464            | 29,30      | 0,34%<br>0,10    |  | 26.04.24<br>17:31:30 | 8.949<br>261.405,90     |
| CARLO GAVAZZI HOLDING AG<br>CH1278877563     | 301,00     | 0,33%<br>1,00    |  | 26.04.24<br>17:31:30 | 285<br>85.010,50        |
| CEMBRA MONEY BANK AG<br>CH0225173167         | 70,55      | 0,86%<br>0,60    |  | 26.04.24<br>17:31:30 | 131.886<br>9.330.125,78 |
| CHOCOLADEF. LINDT & SPRUE...<br>CH0010570759 | 105.000,00 | 0,00%<br>0,00    |  | 26.04.24<br>17:31:30 | 129<br>13.485.300,00    |
| CHOCOLADEFABRIKEN LINDT &...<br>CH0010570767 | 10.350,00  | -0,48%<br>-50,00 |  | 26.04.24<br>17:31:30 | 1.673<br>17.275.845,00  |
| CICOR TECHNOLOGIES S.A. N...<br>CH0008702190 | 49,60      | 0,81%<br>0,40    |  | 26.04.24<br>17:31:30 | 987<br>48.898,60        |
| CLARIANT AG<br>CH0012142631                  | 13,26      | 1,84%<br>0,24    |  | 26.04.24<br>17:31:30 | 671.887<br>8.906.597,73 |
| COLTENE HOLDING AG<br>CH0025343259           | 50,60      | 0,40%<br>0,20    |  | 26.04.24<br>17:31:30 | 3.343<br>168.560,00     |
| COMET HOLDING AG<br>CH0360826991             | 293,50     | 0,17%<br>0,50    |  | 26.04.24<br>17:31:30 | 20.694<br>6.066.918,00  |
| COMPAGNIE FINANCIERE RICH...<br>CH0000000000 | 129,85     | 1,64%<br>0,00    |  | 26.04.24             | 641.359                 |

## SWISS PERFORMANCE INDEX (TOTAL RETURN)

|  |          |                  |   |                      |                          |
|--|----------|------------------|---|----------------------|--------------------------|
| CH0210483332                                 |          | 2,10             |   | 17:31:30             | 83.062.231,63            |
| COMPAGNIE FINANCIERE TRAD...<br>CH0001625810 | 1,05     | -23,36%<br>-0,32 |   | 26.04.24<br>17:31:30 | 7.281<br>7.632,63        |
| COMPAGNIE FINANCIERE TRAD...<br>CH0014345117 | 147,50   | 2,79%<br>4,00    | ■ | 26.04.24<br>17:31:30 | 2.290<br>331.720,50      |
| COSMO PHARMACEUTICALS NV<br>NL0011832936     | 71,60    | -0,69%<br>-0,50  |   | 26.04.24<br>17:31:30 | 4.709<br>338.018,00      |
| CPH CHEMIE & PAPIER HOLDI...<br>CH0001624714 | 87,40    | -0,46%<br>-0,40  |   | 26.04.24<br>17:31:30 | 1.754<br>152.500,60      |
| CREALOGIX HOLDING AG<br>CH0011115703         | 59,00    | 0,00%<br>0,00    |   | 19.04.24<br>17:30:11 | 6<br>356,00              |
| CURATIS HOLDING AG<br>CH1330780979           | 15,00    | -6,99%<br>-1,13  |   | 26.04.24<br>16:38:47 | 108<br>1.555,44          |
| DAETWYLER HOLDINGS<br>CH0030486770           | 177,20   | 0,45%<br>0,80    |   | 26.04.24<br>17:31:30 | 7.382<br>1.312.940,30    |
| DKSH HOLDING AG<br>CH0126673539              | 59,60    | -0,17%<br>-0,10  |   | 26.04.24<br>17:31:30 | 104.876<br>6.210.488,80  |
| DOCMORRIS AG<br>CH0042615283                 | 85,55    | 3,63%<br>3,00    | ■ | 26.04.24<br>17:31:30 | 64.197<br>5.444.367,58   |
| DORMAKABA HOLDING AG<br>CH0011795959         | 484,00   | 2,33%<br>11,00   | ■ | 26.04.24<br>17:31:30 | 2.789<br>1.348.825,50    |
| DOTTIKON ES HOLDING AG<br>CH0582581713       | 233,00   | 1,75%<br>4,00    | ■ | 26.04.24<br>17:31:30 | 923<br>214.571,50        |
| DUFREY AG<br>CH0023405456                    | 34,70    | -0,06%<br>-0,02  |   | 26.04.24<br>17:31:30 | 271.273<br>9.431.270,07  |
| EDISUN POWER EUROPE AG<br>CH0024736404       | 101,00   | 0,00%<br>0,00    |   | 24.04.24<br>17:31:51 | 195<br>19.376,00         |
| EFG INTERNATIONAL AG<br>CH0022268228         | 10,68    | 0,00%<br>0,00    |   | 26.04.24<br>17:31:30 | 158.523<br>1.692.626,74  |
| ELMA ELECTRONIC AG<br>CH0005319162           | 1.000,00 | -1,96%<br>-20,00 |   | 26.04.24<br>17:31:30 | 22<br>22.000,00          |
| EMMI AG<br>CH0012829898                      | 882,00   | 1,15%<br>10,00   | ■ | 26.04.24<br>17:31:30 | 3.768<br>3.311.171,50    |
| EMS-CHEMIE HOLDING AG<br>CH0016440353        | 730,50   | 2,38%<br>17,00   | ■ | 26.04.24<br>17:31:30 | 14.760<br>10.700.423,50  |
| EPIC SUISSE AG NAMENS-AKT...<br>CH0516131684 | 73,20    | 0,83%<br>0,60    | ■ | 26.04.24<br>17:31:30 | 5.613<br>410.740,30      |
| EVOLVA HOLDING SA<br>CH1262055788            | 0,946    | -6,34%<br>-0,06  |   | 26.04.24<br>17:31:30 | 3.184<br>3.073,45        |
| FEINTOOL INTERNATIONAL HO...<br>CH0009320091 | 17,60    | -1,40%<br>-0,25  |   | 26.04.24<br>17:31:30 | 5.672<br>100.320,30      |
| FLUGHAFEN ZUERICH AG<br>CH0319416936         | 187,70   | 0,43%<br>0,80    |   | 26.04.24<br>17:31:30 | 34.051<br>6.394.013,55   |
| FORBO HOLDING AG<br>CH0003541510             | 1.064,00 | 1,33%<br>14,00   | ■ | 26.04.24<br>17:31:30 | 4.231<br>4.486.109,00    |
| FUNDAMENTA REAL ESTATE AG...<br>CH0045825517 | 16,40    | 0,00%<br>0,00    |   | 26.04.24<br>17:31:30 | 6.848<br>111.892,05      |
| GALENICA AG NAMENS-AKTIE...<br>CH0360674466  | 70,85    | 0,71%<br>0,50    | ■ | 26.04.24<br>17:31:30 | 79.772<br>5.630.011,23   |
| GAM HOLDING AG<br>CH0102659627               | 0,263    | -2,59%<br>-0,01  |   | 26.04.24<br>17:31:30 | 92.797<br>24.665,65      |
| GEBERIT AG<br>CH0030170408                   | 495,50   | 2,55%<br>12,30   | ■ | 26.04.24<br>17:31:30 | 75.960<br>37.527.249,20  |
| GEORG FISCHER AG<br>CH1169151003             | 64,55    | 2,70%<br>1,70    | ■ | 26.04.24<br>17:31:30 | 174.062<br>11.194.567,90 |

## SWISS PERFORMANCE INDEX (TOTAL RETURN)

|  |          |                  |  |                      |                             |
|--|----------|------------------|--|----------------------|-----------------------------|
| GIVAUDAN SA<br>CH0010645932                  | 3.962,00 | 0,92%<br>36,00   |     | 26.04.24<br>17:31:30 | 10.748<br>42.474.612,00     |
| GLARNER KANTONALBANK<br>CH0189396655         | 22,30    | 0,00%<br>0,00    |  | 26.04.24<br>17:31:30 | 8.246<br>183.494,90         |
| GRAUBUENDNER KANTONALBANK<br>CH0001340204    | 1.735,00 | -0,29%<br>-5,00  |     | 26.04.24<br>17:31:30 | 104<br>181.980,00           |
| GROUPE MINOTERIES SA<br>CH0012949464         | 270,00   | 2,27%<br>6,00    |    | 25.04.24<br>17:31:57 | 52<br>13.938,00             |
| GURIT HOLDING AG<br>CH1173567111             | 60,40    | 1,00%<br>0,60    |     | 26.04.24<br>17:31:30 | 4.565<br>274.637,60         |
| HELVETIA HOLDING AG<br>CH0466642201          | 118,60   | 0,42%<br>0,50    |     | 26.04.24<br>17:31:30 | 66.443<br>7.892.580,95      |
| HIAG IMMOBILIEN HOLDING A...<br>CH0239518779 | 74,40    | 0,81%<br>0,60    |     | 26.04.24<br>17:31:30 | 4.581<br>339.867,50         |
| HIGHLIGHT EVENT & ENTERTA...<br>CH0003583256 | 9,40     | 0,00%<br>0,00    |  | 26.04.24<br>17:14:48 | 1<br>9,40                   |
| HOCHDORF SWISS NUTRITION ...<br>CH0024666528 | 1,32     | -8,33%<br>-0,12  |     | 26.04.24<br>17:31:30 | 10.001<br>13.333,14         |
| HOLCIM LTD.<br>CH0012214059                  | 79,10    | 1,72%<br>1,34    |     | 26.04.24<br>17:31:30 | 1.380.196<br>108.850.120,01 |
| HUBER & SUHNER AG<br>CH0030380734            | 75,10    | 2,74%<br>2,00    |    | 26.04.24<br>17:31:30 | 28.768<br>2.151.016,05      |
| HYPOTHEKARBANK LENZBURG A...<br>CH0001341608 | 4.120,00 | -1,44%<br>-60,00 |     | 26.04.24<br>17:31:30 | 78<br>320.500,00            |
| IDORSIA AG NAMENS-AKTIEN ...<br>CH0363463438 | 1,90     | 9,07%<br>0,16    |    | 26.04.24<br>17:31:30 | 660.046<br>1.245.413,06     |
| IMPLENIA AG<br>CH0023868554                  | 34,40    | 2,38%<br>0,80    |    | 26.04.24<br>17:31:30 | 26.187<br>899.884,55        |
| INA INVEST HOLDING AG NAM...<br>CH0524026959 | 18,50    | 1,09%<br>0,20    |   | 26.04.24<br>17:31:30 | 305<br>5.633,90             |
| INFICON HOLDING AG<br>CH0011029946           | 1.272,00 | 0,00%<br>0,00    |  | 26.04.24<br>17:31:30 | 3.363<br>4.295.266,00       |
| INTERROLL HOLDING AG<br>CH0006372897         | 2.910,00 | 1,93%<br>55,00   |   | 26.04.24<br>17:31:30 | 557<br>1.615.925,00         |
| INTERSHOP HOLDING AG<br>CH1338987303         | 123,60   | 0,32%<br>0,40    |   | 26.04.24<br>17:31:30 | 13.299<br>1.645.140,90      |
| INVESTIS HOLDING S.A. NAM...<br>CH0325094297 | 98,20    | -0,20%<br>-0,20  |   | 26.04.24<br>17:31:30 | 1.959<br>192.747,50         |
| IVF HARTMANN HOLDING AG<br>CH0187624256      | 143,00   | 2,14%<br>3,00    |   | 26.04.24<br>17:31:30 | 1.129<br>158.658,00         |
| JULIUS BAER GRUPPE AG<br>CH0102484968        | 49,11    | 1,82%<br>0,88    |   | 26.04.24<br>17:31:30 | 476.078<br>23.320.557,03    |
| JUNGFRAUBAHN HOLDING AG<br>CH0017875789      | 209,00   | 3,47%<br>7,00    |  | 26.04.24<br>17:31:30 | 5.630<br>1.166.568,00       |