

SWISS PERFORMANCE INDEX (TOTAL RETURN)

ISIN: **CH0009987501** WKN: -

Overview

2024/04/26 22:06:00	
Price	15,136.02 CHF
Difference	▲ 0.80% (120.57)
General attributes	
ISIN	CH0009987501
Symbol	-
Country	Switzerland
Instruments in index	213
Type of index	-
Security type	Index
Market data	
Open	15,117.21 CHF
High	15,149.65 CHF
Low	15,066.37 CHF
Close (prev. day)	15,015.45 CHF
Trading volume (m)	185,190,026
Volume (pcs)	2,574,891,987



Information about previous performance does not guarantee future performance.
Source: FactSet

Top 5

Name	Price	+ - (%)	Trend
OBSEVA SA ...	0.0088	+46.67	▲
IDORSIA LT...	1.90	+9.07	▲
NEWRON PHA...	7.28	+8.82	▲
LASTMINUTE...	21.70	+6.63	▲
PEACH PROP...	9.42	+6.32	▲

Intraday 1w 1m 6m 1y 3y

Flop 5

Name	Price	+ - (%)	Trend
COMPAGNIE ...	1.05	-23.36	▼
HOCHDORF S...	1.32	-8.33	▼
SWISS STEE...	0.08	-7.83	▼
CURATIS HO...	15.00	-6.99	▼
EVOLVA HOL...	0.946	-6.34	▼

Intraday 1w 1m 6m 1y 3y

Recent research

Date	Headline	Download
2024/04/26	🇩🇪 Aktienempfehlungen Global	Download
2024/04/03	🇩🇪 Aktienempfehlungen Global	Download
2024/03/26	🇬🇧 Global Strategy 2Q 2024	Download
2024/03/26	🇩🇪 Global Strategy 2Q 2024	Download
2024/03/21	🇩🇪 SNB senkt Leitzins ab	Download

Futures and Options

Related Futures -

Related Options -

Details

2024/04/26 22:06:00

Price

15,136.02 CHF

Difference ▲ 0.80% (120.57)

General attributes

ISIN CH0009987501

Symbol -

Country Switzerland

Security type Index

Instruments in index 213

Market data

Open 15,117.21 CHF

High 15,149.65 CHF

Low 15,066.37 CHF

Close (prev. day) 15,015.45 CHF

Trading volume (m) 185,190,026

Volume (pcs) 2,574,891,987

Performance and Risk

	6m	1y	3y
Perf (%)	+11.60%	+1.01%	+5.29%
Perf (abs.)	+1,573.70	+151.36	+760.72
Beta	-	-	-
Volatility	8.89	9.87	12.94



Information about previous performance does not guarantee future performance.
Source: FactSet








Price data

Ø price 5 days Ø volume 5 days (pcs.)	15,137.34 CHF (190,398,309)
Ø price 30 days Ø volume 30 days (pcs.)	15,195.50 CHF (258,615,078)
Ø price 100 days Ø volume 100 days (pcs.)	14,851.96 CHF (139,372,760)
Ø price 250 days Ø volume 250 days (pcs.)	14,652.05 CHF (93,668,526)
YTD High date	15,480.85 CHF (2024/04/02)
YTD Low date	14,455.60 CHF (2024/01/17)
52 Weeks High date	15,480.85 CHF (2024/04/02)
52 Weeks Low date	13,451.76 CHF (2023/10/23)

Composition

Name ISIN	Price	Diff % Diff +/-	Performance	Date Time	Turnover Pc. Turnover Money
ABB LTD CH0012221716	44.94	0.97% 0.43		24/04/26 17:31:30	2,482,185 111,353,147.36
ACCELLERON INDUSTRIES AG ... CH1169360919	36.20	2.43% 0.86		24/04/26 17:31:30	200,929 7,233,363.13
ADDEX THERAPEUTICS LIMITE... CH0029850754	0.1155	0.43% 0.00		24/04/26 17:31:30	1,832,556 196,613.18
ADECCO GROUP AG CH0012138605	31.82	2.25% 0.70		24/04/26 17:31:30	706,680 22,483,862.73
ADVAL TECH HOLDING AG CH0008967926	100.00	1.01% 1.00		24/04/23 17:30:49	2 200.00
AEVIS VICTORIA SA CH0478634105	14.50	2.11% 0.30		24/04/26 17:31:30	13,886 199,385.40
AIRESES SA CH0010947627	0.482	-5.49% -0.03		24/04/26 17:31:30	4 1.93
ALCON AG CH0432492467	72.00	0.61% 0.44		24/04/26 17:31:30	764,260 54,954,991.96
ALLREAL HOLDING AG CHF1 CH0008837566	148.40	0.27% 0.40		24/04/26 17:31:30	14,623 2,171,644.90
ALSO HOLDING AG CH0024590272	226.50	1.12% 2.50		24/04/26 17:31:30	7,038 1,594,371.75
ALUFLEXPACK AG CHF1 CH0453226893	14.80	0.68% 0.10		24/04/26 17:31:30	6,757 99,575.63
AMS-OSRAM AG AT0000A18XM4	1.036	-0.14% -0.00		24/04/26 17:31:30	9,721,232 10,297,659.35
APG SGA SA CHF2.60 CH0019107025	223.00	1.83% 4.00		24/04/26 17:31:30	1,118 247,831.00
ARBONIA AG CH0110240600	12.10	2.54% 0.30		24/04/26 17:31:30	174,343 2,090,989.24
ARUNDEL AG CHF1.00 (REGD) CH0002271010	0.17	-5.56% -0.01		24/04/26 17:31:30	5,557 1,000.24
ARYZTA AG CHF0.02 (REGD) CH0043238366	1.718	2.44% 0.04		24/04/26 17:31:30	1,238,605 2,119,627.82
ASCOM HOLDING AG CH0011339204	7.50	1.76% 0.13		24/04/26 17:31:30	102,290 760,705.24
ASMALLWORLD AG CH0404880129	1.53	0.00% 0.00		24/04/25 17:31:57	1,000 1,530.00
AUTONEUM HOLDING AG CH0127480363	151.00	1.34% 2.00		24/04/26 17:31:30	8,257 1,244,585.60
AVOLTA AG CH0023405456	34.70	-0.06% -0.02		24/04/26 17:31:30	271,273 9,431,270.07
BACHEM HOLDING AG CH1176493729	81.10	2.53% 2.00		24/04/26 17:31:30	40,804 3,283,587.53
BALOISE HOLDING AG CH0012410517	142.90	2.81% 3.90		24/04/26 17:31:30	243,517 34,596,075.65
BANQUE CANTONALE DE GENEV... CH0350494719	298.00	3.29% 9.50		24/04/26 17:31:30	1,448 428,390.00




















SWISS PERFORMANCE INDEX (TOTAL RETURN)

BANQUE CANTONALE DU JURA ... CH0350665672	61.00	3.39% 2.00		24/04/26 17:31:30	90 5,386.00
BANQUE CANTONALE VAUDOISE CH0531751755	99.85	0.30% 0.30		24/04/26 17:31:30	96,037 9,590,936.98
BARRY CALLEBAUT AG CH0009002962	1,377.00	-1.15% -16.00		24/04/26 17:31:30	9,286 12,801,180.50
BASELLANDSCHAFTLICHE KANT... CH0001473559	876.00	0.92% 8.00		24/04/26 17:31:30	363 317,468.00
BASILEA PHARMACEU CH0011432447	40.30	0.12% 0.05		24/04/26 17:31:30	15,597 629,751.65
BASLER KANTONALBANK PTG C... CH0009236461	66.40	-1.48% -1.00		24/04/26 17:31:30	2,849 190,362.90
BB BIOTECH AG CHF0.20 (RE... CH0038389992	40.45	-0.25% -0.10		24/04/26 17:31:30	50,785 2,054,458.48
BELIMO HOLDING AG CH1101098163	425.40	1.38% 5.80		24/04/26 17:31:30	11,704 4,971,433.60
BELL AG CH0315966322	269.50	0.37% 1.00		24/04/26 17:31:30	713 191,686.25
BELLEVUE GROUP AG CH0028422100	19.05	1.33% 0.25		24/04/26 17:31:30	3,679 70,205.98
BERGBAHNEN ENGELBERG TRUT... CH0527044959	41.10	0.00% 0.00		24/04/26 17:31:30	1,606 66,006.00
BERNER KANTONALBANK AG CH0009691608	250.00	0.81% 2.00		24/04/26 17:31:30	1,678 418,346.00
BKW AG CH0130293662	135.20	-0.88% -1.20		24/04/26 17:31:30	23,219 3,153,232.45
BOSSARD HOLDINGS AG CH0238627142	207.00	4.33% 8.60		24/04/26 17:31:30	10,275 2,107,518.70
BUCHER INDUSTRIES AG CH0002432174	360.50	1.12% 4.00		24/04/26 17:31:30	15,208 5,464,639.25
BURCKHARDT COMPRESSION HL... CH0025536027	589.00	1.73% 10.00		24/04/26 17:31:30	4,687 2,753,973.00
BURKHALTER HOLDING AG CH0212255803	100.40	0.70% 0.70		24/04/26 17:31:30	5,459 546,249.70
BVZ HOLDING AG CH0008207356	1,020.00	-2.86% -30.00		24/04/26 17:33:31	29 30,400.00
BYSTRONIC AG CLASS A CH0244017502	405.50	1.38% 5.50		24/04/26 17:31:30	393 158,460.00
CALIDA HOLDING AG CH0126639464	29.30	0.34% 0.10		24/04/26 17:31:30	8,949 261,405.90
CARLO GAVAZZI HOLDING AG CH1278877563	301.00	0.33% 1.00		24/04/26 17:31:30	285 85,010.50
CEMBRA MONEY BANK AG CH0225173167	70.55	0.86% 0.60		24/04/26 17:31:30	131,886 9,330,125.78
CHOCOLADEF. LINDT & SPRUE... CH0010570759	105,000.00	0.00% 0.00		24/04/26 17:31:30	129 13,485,300.00
CHOCOLADEFABRIKEN LINDT &... CH0010570767	10,350.00	-0.48% -50.00		24/04/26 17:31:30	1,673 17,275,845.00
CICOR TECHNOLOGIES SA CHF... CH0008702190	49.60	0.81% 0.40		24/04/26 17:31:30	987 48,898.60
CLARIANT AG CH0012142631	13.26	1.84% 0.24		24/04/26 17:31:30	671,887 8,906,597.73
COLTENE HOLDING AG CH0025343259	50.60	0.40% 0.20		24/04/26 17:31:30	3,343 168,560.00
COMET HOLDING AG	293.50	0.17%		24/04/26	20,694

SWISS PERFORMANCE INDEX (TOTAL RETURN)

CH0360826991		0.50		17:31:30	6,066,918.00
COMPAGNIE FINANCIERE RICH... CH0210483332	129.85	1.64% 2.10		24/04/26 17:31:30	641,359 83,062,231.63
COMPAGNIE FINANCIERE TRAD... CH0001625810	1.05	-23.36% -0.32		24/04/26 17:31:30	7,281 7,632.63
COMPAGNIE FINANCIERE TRAD... CH0014345117	147.50	2.79% 4.00		24/04/26 17:31:30	2,290 331,720.50
COSMO PHARMACEUTICALS NV NL0011832936	71.60	-0.69% -0.50		24/04/26 17:31:30	4,709 338,018.00
CPH CHEMIE & PAPIER HOLDI... CH0001624714	87.40	-0.46% -0.40		24/04/26 17:31:30	1,754 152,500.60
CREALOGIX HOLDING AG CH0011115703	59.00	0.00% 0.00		24/04/19 17:30:11	6 356.00
CURATIS HOLDING AG CH1330780979	15.00	-6.99% -1.13		24/04/26 16:38:47	108 1,555.44
DAETWYLER HOLDINGS CH0030486770	177.20	0.45% 0.80		24/04/26 17:31:30	7,382 1,312,940.30
DKSH HOLDING AG CH0126673539	59.60	-0.17% -0.10		24/04/26 17:31:30	104,876 6,210,488.80
DOCMORRIS AG CH0042615283	85.55	3.63% 3.00		24/04/26 17:31:30	64,197 5,444,367.58
DORMAKABA HOLDING AG CH0011795959	484.00	2.33% 11.00		24/04/26 17:31:30	2,789 1,348,825.50
DOTTIKON ES HOLDING AG CH0582581713	233.00	1.75% 4.00		24/04/26 17:31:30	923 214,571.50
EDISUN POWER EUROPE AG CH0024736404	101.00	0.00% 0.00		24/04/24 17:31:51	195 19,376.00
EFG INTERNATIONAL AG CH0022268228	10.68	0.00% 0.00		24/04/26 17:31:30	158,523 1,692,626.74
ELMA ELECTRONIC AG CH0005319162	1,000.00	-1.96% -20.00		24/04/26 17:31:30	22 22,000.00
EMMI AG CH0012829898	882.00	1.15% 10.00		24/04/26 17:31:30	3,768 3,311,171.50
EMS-CHEMIE HOLDING AG CH0016440353	730.50	2.38% 17.00		24/04/26 17:31:30	14,760 10,700,423.50
EPIC SUISSE AG CHF0.04 CH0516131684	73.20	0.83% 0.60		24/04/26 17:31:30	5,613 410,740.30
EVOLVA HOLDING SA CH1262055788	0.946	-6.34% -0.06		24/04/26 17:31:30	3,184 3,073.45
FEINTOOL INTERNATIONAL HO... CH0009320091	17.60	-1.40% -0.25		24/04/26 17:31:30	5,672 100,320.30
FLUGHAFEN ZÜRICH AG CH0319416936	187.70	0.43% 0.80		24/04/26 17:31:30	34,051 6,394,013.55
FORBO HOLDING AG CH0003541510	1,064.00	1.33% 14.00		24/04/26 17:31:30	4,231 4,486,109.00
FUNDAMENTA REAL ESTATE AG... CH0045825517	16.40	0.00% 0.00		24/04/26 17:31:30	6,848 111,892.05
GALENICA AG CHF0.1 CH0360674466	70.85	0.71% 0.50		24/04/26 17:31:30	79,772 5,630,011.23
GAM HOLDING AG CH0102659627	0.263	-2.59% -0.01		24/04/26 17:31:30	92,797 24,665.65
GEBERIT AG CH0030170408	495.50	2.55% 12.30		24/04/26 17:31:30	75,960 37,527,249.20
GEORG FISCHER AG CH1169151003	64.55	2.70% 1.70		24/04/26 17:31:30	174,062 11,194,567.90

SWISS PERFORMANCE INDEX (TOTAL RETURN)

GIVAUDAN SA CH0010645932	3,962.00	0.92% 36.00		24/04/26 17:31:30	10,748 42,474,612.00
GLARNER KANTONALBANK CH0189396655	22.30	0.00% 0.00		24/04/26 17:31:30	8,246 183,494.90
GRAUBUENDNER KANTONALBANK CH0001340204	1,735.00	-0.29% -5.00		24/04/26 17:31:30	104 181,980.00
GROUPE MINOTERIES SA CH0012949464	270.00	2.27% 6.00		24/04/25 17:31:57	52 13,938.00
GURIT HOLDING AG CH1173567111	60.40	1.00% 0.60		24/04/26 17:31:30	4,565 274,637.60
HELVETIA HOLDING AG CH0466642201	118.60	0.42% 0.50		24/04/26 17:31:30	66,443 7,892,580.95
HIAG IMMOBILIEN HOLDING A... CH0239518779	74.40	0.81% 0.60		24/04/26 17:31:30	4,581 339,867.50
HIGHLIGHT EVENT & ENTERTA... CH0003583256	9.40	0.00% 0.00		24/04/26 17:14:48	1 9.40
HOCHDORF SWISS NUTRITION ... CH0024666528	1.32	-8.33% -0.12		24/04/26 17:31:30	10,001 13,333.14
HOLCIM LTD. CH0012214059	79.10	1.72% 1.34		24/04/26 17:31:30	1,380,196 108,850,120.01
HUBER & SUHNER AG CH0030380734	75.10	2.74% 2.00		24/04/26 17:31:30	28,768 2,151,016.05
HYPOTHEKARBANK LENZBURG A... CH0001341608	4,120.00	-1.44% -60.00		24/04/26 17:31:30	78 320,500.00
IDORSIA LTD CHF0.05 CH0363463438	1.90	9.07% 0.16		24/04/26 17:31:30	660,046 1,245,413.06
IMPLENIA AG CH0023868554	34.40	2.38% 0.80		24/04/26 17:31:30	26,187 899,884.55
INFICON HOLDING AG CH0011029946	1,272.00	0.00% 0.00		24/04/26 17:31:30	3,363 4,295,266.00
INTERROLL HOLDING AG CH0006372897	2,910.00	1.93% 55.00		24/04/26 17:31:30	557 1,615,925.00
INTERSHOP HOLDING AG CH1338987303	123.60	0.32% 0.40		24/04/26 17:31:30	13,299 1,645,140.90
INVESTIS HOLDING SA CHF0... CH0325094297	98.20	-0.20% -0.20		24/04/26 17:31:30	1,959 192,747.50
IVF HARTMANN HOLDING AG CH0187624256	143.00	2.14% 3.00		24/04/26 17:31:30	1,129 158,658.00
JULIUS BAER GRUPPE AG CH0102484968	49.11	1.82% 0.88		24/04/26 17:31:30	476,078 23,320,557.03
JUNGFRAUBAHN HOLDING AG CH0017875789	209.00	3.47% 7.00		24/04/26 17:31:30	5,630 1,166,568.00
KARDEX AG CH0100837282	241.00	1.90% 4.50		24/04/26 17:31:30	8,962 2,147,013.50