

OMX STOCKHOLM BENCHMARK_PI

ISIN: **SE0000744203** WKN: -

Overview

2024/10/18 17:35:08	
Price	839.4573 SEK
Difference	▲ 0.41% (3.46)
General attributes	
ISIN	SE0000744203
Symbol	-
Country	Sweden
Instruments in index	106
Type of index	Price Index
Security type	Index
Market data	
Open	833.0328 SEK
High	840.9268 SEK
Low	831.9778 SEK
Close (prev. day)	835.9969 SEK
Trading volume (m)	-
Volume (pcs)	-



Information about previous performance does not guarantee future performance.
Source: FactSet

Top 5

Name	Price	+ - (%)	Trend
AUTOLIV IN...	1,037.80	+6.02	▲
SWEDISH OR...	318.80	+5.49	▲
EOLUS VIND...	49.25	+5.46	▲
EPIROC AB ...	190.00	+3.83	▲
VOLVO AB S...	274.30	+3.51	▲

Intraday 1w 1m 6m 1y 3y

Flop 5

Name	Price	+ - (%)	Trend
FAST PARTN...	77.00	-5.41	▼
GETINGE AB...	199.15	-5.03	▼
BOOZT AB	122.20	-2.47	▼
INTERNATIO...	121.80	-2.01	▼
KINDRED GR...	127.50	-1.62	▼

Recent research

Date	Headline	Download
2024/10/08	Global Strategy 4Q 2024	Download
2024/10/08	Global Strategy 4Q 2024	Download
2024/09/27	Global Equity Ratings	Download
2024/09/27	Aktienempfehlungen Global	Download
2024/09/11	Global Equity Ratings	Download

Intraday 1w 1m 6m 1y 3y

Futures and Options

Related Futures -

Related Options -

Details

2024/10/18 17:35:08

Price

839.4573 SEK

Difference ▲ 0.41% (3.46)

General attributes

ISIN SE0000744203

Symbol -

Country Sweden

Security type Index

Instruments in index 106

Market data

Open 833.0328 SEK

High 840.9268 SEK

Low 831.9778 SEK

Close (prev. day) 835.9969 SEK

Trading volume (m) -

Volume (pcs) -

Performance and Risk

	6m	1y	3y
Perf (%)	+5.14%	+25.36%	+4.37%
Perf (abs.)	+41.05	+169.80	+35.14
Beta	-	-	-
Volatility	13.78	13.07	18.30



Information about previous performance does not guarantee future performance.
Source: FactSet

Price data





















Ø price 5 days Ø volume 5 days (pcs.)	837.5090 SEK (0)
Ø price 30 days Ø volume 30 days (pcs.)	835.7818 SEK (0)
Ø price 100 days Ø volume 100 days (pcs.)	827.0372 SEK (0)
Ø price 250 days Ø volume 250 days (pcs.)	789.9199 SEK (0)
YTD High date	859.0860 SEK (2024/09/30)
YTD Low date	726.4012 SEK (2024/01/17)
52 Weeks High date	859.0860 SEK (2024/09/30)
52 Weeks Low date	639.3205 SEK (2023/10/26)

Composition

Name  ISIN	Price	Diff %  Diff +/-	Performance 	Date Time	Turnover Pc.  Turnover Money 
AAK AB SE0011337708	337.20	-0.47% -1.60		24/10/18 18:00:00	248,027 83,410,123.20
ABB LTD CH0012221716	602.80	-1.44% -8.80		24/10/18 18:00:00	551,674 332,775,703.70
ADDLIFE AB SER. B SE0014401378	161.00	0.00% 0.00		24/10/18 18:00:00	134,217 21,668,505.30
ADDNODE GROUP AB SER. B SE0017885767	108.70	2.07% 2.20	█	24/10/18 18:00:00	52,888 5,756,994.80
ADDTECH AB SER. B SE0014781795	302.40	0.27% 0.80		24/10/18 18:00:00	269,279 81,488,795.40
AFRICA OIL CORP CA00829Q1019	13.66	1.26% 0.17	█	24/10/18 18:00:00	477,262 6,511,050.85
AFRY AB SE0005999836	179.00	-0.44% -0.80		24/10/18 18:00:00	64,092 11,491,691.05
ALFA LAVAL AB SE0000695876	475.10	-1.37% -6.60		24/10/18 18:00:00	466,426 222,107,262.45
ASSA ABLOY AB SER. B SE0007100581	340.00	-0.12% -0.40		24/10/18 18:00:00	1,263,467 429,360,197.55
ASTRAZENECA PLC GB0009895292	1,638.00	-0.30% -5.00		24/10/18 18:00:00	395,783 650,585,039.00
ATLAS COPCO AB SER. A SE0017486889	183.55	-0.24% -0.45		24/10/18 18:00:00	3,706,756 681,427,111.40
ATLAS COPCO AB SER. B SE0017486897	163.40	-1.09% -1.80		24/10/18 18:00:00	998,593 163,765,069.95
ATRIUM LJUNGBERG AB SER. ... SE0000191827	218.50	-0.46% -1.00		24/10/18 18:00:00	78,530 17,175,061.00
AUTOLIV INC. SDB SE0021309614	1,037.80	6.02% 58.90	█	24/10/18 18:00:00	509,014 531,638,711.35
AXFOOD AB SE0006993770	277.10	-1.35% -3.80		24/10/18 18:00:00	205,945 57,177,512.95
BILIA AB SER. A SE0009921588	119.40	1.96% 2.30	█	24/10/18 18:00:00	83,281 9,915,048.20
BILLERUD AB SE0000862997	108.70	-0.91% -1.00		24/10/18 18:00:00	375,207 40,898,266.20
BIOTAGE AB SE0000454746	184.70	1.48% 2.70	█	24/10/18 18:00:00	25,194 4,634,088.40
BOLIDEN AB SE0020050417	332.00	1.81% 5.90	█	24/10/18 18:00:00	897,557 297,837,629.95
BONESUPPORT HOLDING AB SE0009858152	337.20	-0.12% -0.40		24/10/18 18:00:00	126,963 42,778,308.10
BOOZT AB SE0009888738	122.20	-2.47% -3.10		24/10/18 18:00:00	69,863 8,641,649.80
CAMURUS AB NPV SE0007692850	651.50	1.09% 7.00	█	24/10/18 18:00:00	71,070 46,058,518.00
CASTELLUM AB SE0000379190	140.50	-0.85% -1.20		24/10/18 18:00:00	1,100,471 154,575,062.08

CELLAVISION AB SE0000683484	282.00	1.99% 5.50		24/10/18 18:00:00	35,065 9,863,845.00
CIBUS NORDIC REAL ESTATE ... SE0010832204	180.95	0.92% 1.65		24/10/18 18:00:00	124,634 22,500,299.28
CLOETTA AB SER. B SE0002626861	25.32	-0.63% -0.16		24/10/18 18:00:00	143,280 3,635,189.20
DIÖS FASTIGHETER AB SE0001634262	82.85	-0.48% -0.40		24/10/18 18:00:00	145,839 12,054,760.65
DOMETIC GROUP AB SE0007691613	60.65	0.83% 0.50		24/10/18 18:00:00	475,956 28,865,325.78
ELECTROLUX AB SER. B SE0016589188	102.50	2.09% 2.10		24/10/18 18:00:00	1,088,938 11,445,887.94
ELEKTA AB SER. B SE0000163628	71.35	0.99% 0.70		24/10/18 18:00:00	810,381 57,999,626.58
EMBRACER GROUP AB SER 'B' SE0016828511	29.15	-0.21% -0.06		24/10/18 18:00:00	1,581,204 46,145,244.22
EOLUS VIND AB CLASS B SE0007075056	49.25	5.46% 2.55		24/10/18 18:00:00	78,336 3,816,522.75
EPIROC AB CLASS A SE0015658109	212.90	2.06% 4.30		24/10/18 18:00:00	867,394 184,599,110.30
EPIROC AB CLASS B SE0015658117	190.00	3.83% 7.00		24/10/18 18:00:00	523,281 98,757,910.75
ERICSSON(LM)TEL SE0000108656	89.02	1.74% 1.52		24/10/18 18:00:00	6,719,306 592,103,785.32
ESSITY AB SER'B'NPV SE0009922164	313.50	0.03% 0.10		24/10/18 18:00:00	1,110,778 348,040,100.15
EVOLUTION AB SE0012673267	957.80	0.97% 9.20		24/10/18 18:00:00	752,179 721,846,449.80
FABEGE AB SE0011166974	92.25	-0.59% -0.55		24/10/18 18:00:00	777,399 71,738,637.35
FAST PARTNER AB SE0013512506	77.00	-5.41% -4.40		24/10/18 18:00:00	45,549 3,540,332.80
FASTIGHETS AB BALDER SER.... SE0017832488	83.32	-0.31% -0.26		24/10/18 18:00:00	1,099,934 91,417,618.61
FASTPARTNER AB SER'D'NPV SE0013512514	75.20	0.80% 0.60		24/10/18 18:00:00	6,288 472,446.70
FORTNOX AB NPV SE0017161243	60.00	2.15% 1.26		24/10/18 18:00:00	910,325 54,589,948.45
GETINGE AB SER. B SE0000202624	199.15	-5.03% -10.55		24/10/18 18:00:00	3,294,104 661,470,540.49
GRANGES AB (PUBL) SE0006288015	119.00	1.28% 1.50		24/10/18 18:00:00	78,021 9,295,968.60
HEMNET GROUP AB NPV SE0015671995	365.60	-0.65% -2.40		24/10/18 18:00:00	84,544 30,766,486.60
HENNES & MAURITZ AB 'B' SE0000106270	175.70	-0.62% -1.10		24/10/18 18:00:00	1,060,777 186,802,652.46
HEXAGON AB SER. B SE0015961909	103.30	1.27% 1.30		24/10/18 18:00:00	2,490,851 256,887,725.86
HEXPOL AB CLASS B SE0007074281	104.60	0.67% 0.70		24/10/18 18:00:00	427,073 44,877,560.50
HOLMEN AB SER. B SE0011090018	429.40	1.04% 4.40		24/10/18 18:00:00	127,893 54,903,676.50
HUFVUDSTADEN AB SER. A SE0000170375	131.60	-0.83% -1.10		24/10/18 18:00:00	202,231 26,585,649.05
HUSQVARNA AB SER. B	69.64	1.10%		24/10/18	1,135,022

SE0001662230		0.76		18:00:00	79,178,561.30
ICA GRUPPEN AB SE0000652216	-	-% -		-	-
INDUSTRIVÄRDEN AB SER. A SE0000190126	367.80	1.04% 3.80	█	24/10/18 18:00:00	48,474 17,784,287.20
INDUSTRIVÄRDEN AB SER. C SE0000107203	366.10	1.16% 4.20	█	24/10/18 18:00:00	162,794 59,425,543.70
INTERNATIONAL PETROLEUM C... CA46016U1084	121.80	-2.01% -2.50		24/10/18 18:00:00	170,499 20,929,088.40
INVESTOR AB SER. A SE0015811955	309.80	0.36% 1.10		24/10/18 18:00:00	184,698 57,081,918.65
INVESTOR AB SER. B SE0015811963	309.95	0.47% 1.45		24/10/18 18:00:00	1,833,620 567,543,408.11
JM AB SE0000806994	194.60	-0.36% -0.70		24/10/18 18:00:00	83,818 16,351,293.55
KINDRED GROUP PLC SE0007871645	127.50	-1.62% -2.10		24/10/18 18:00:00	48,535 6,219,870.00
KINNEVIK AB CLASS 'B' SE0022060521	74.14	0.80% 0.59	█	24/10/18 18:00:00	1,729,848 129,247,159.11
KUNGSLEDEN AB SE0000549412	-	-% -		-	-
LIFCO AB SER. B SE0015949201	331.40	0.30% 1.00		24/10/18 18:00:00	81,671 26,998,278.90
LINDAB INTERNATIONAL AB SE0001852419	268.20	-0.81% -2.20		24/10/18 18:00:00	44,591 12,025,114.70
MEDICOVER AB SER. 'B' SE0009778848	189.80	1.71% 3.20	█	24/10/18 18:00:00	117,154 22,181,923.60
MILLICOM INTERNATIONAL CE... SE0001174970	287.60	0.42% 1.20		24/10/18 18:00:00	332,936 95,368,566.00
MODERN TIMES GROUP MTG AB... SE0018012494	76.70	-0.71% -0.55		24/10/18 18:00:00	109,571 8,427,140.10
MUNTERS GROUP AB NPV SE0009806607	202.00	-1.17% -2.40		24/10/18 18:00:00	338,300 68,809,844.20
MYCRONIC AB SE0000375115	381.80	0.90% 3.40	█	24/10/18 18:00:00	49,262 18,829,187.70
NEW WAVE GROUP AB SER. B SE0020356970	108.90	-0.09% -0.10		24/10/18 18:00:00	134,274 14,702,701.55
NIBE INDUSTRIER AB SER. B SE0015988019	50.32	1.74% 0.86	█	24/10/18 18:00:00	3,306,920 166,513,269.99
NORDEA BANK ABP FI4000297767	126.65	0.72% 0.90	█	24/10/18 18:00:00	4,240,380 535,355,973.12
NYFOSA AB NPV SE0011426428	117.20	-0.09% -0.10		24/10/18 18:00:00	195,095 22,809,471.15
ORRÖN ENERGY AB SE0000825820	7.336	-0.46% -0.03		24/10/18 18:00:00	297,183 2,184,301.50
OX2 AB SE0016075337	59.50	0.17% 0.10		24/10/18 18:00:00	44,799 2,664,360.45
PANDOX AB SER. 'B' SE0007100359	209.00	0.72% 1.50	█	24/10/18 18:00:00	315,789 65,840,756.25
SAAB AB SER. B SE0021921269	219.60	-0.32% -0.70		24/10/18 18:00:00	890,425 195,482,845.85
SAGAX AB B SE0005127818	271.00	-0.95% -2.60		24/10/18 18:00:00	256,978 69,603,629.00
SAMPO PLC SDR EACH REP 1 ... SE0018768707	480.00	1.16% 5.50	█	24/10/18 18:00:00	7,538 3,604,891.75

SANDVIK AB SE0000667891	217.60	1.45% 3.10		24/10/18 18:00:00	1,729,885 376,470,671.20
SCANDIC HOTELS GROUP AB SE0007640156	75.70	-0.26% -0.20		24/10/18 18:00:00	335,098 25,393,347.55
SECTRA AB SER B SE0022419784	292.40	0.34% 1.00		24/10/18 18:00:00	44,553 13,019,497.90
SKANDINAVISKA ENSKILDA BA... SE0000148884	155.00	-0.39% -0.60		24/10/18 18:00:00	2,254,402 349,705,707.33
SKANSKA AB SER. B SE0000113250	220.30	-0.41% -0.90		24/10/18 18:00:00	338,133 74,551,610.65
SKF AB SER. B SE0000108227	200.00	2.62% 5.10		24/10/18 18:00:00	1,221,575 244,509,408.80
SKISTAR AB SER. B SE0012141687	160.50	0.44% 0.70		24/10/18 18:00:00	39,162 6,276,082.90
SOLID FORSAKRINGSAKTIEBOL... SE0017082548	81.20	-0.85% -0.70		24/10/18 18:00:00	15,349 1,242,733.50
SSAB AB SER. A SE0000171100	49.40	1.11% 0.54		24/10/18 18:00:00	809,267 40,170,911.40
SSAB AB SER. B SE0000120669	48.17	1.22% 0.58		24/10/18 18:00:00	2,642,413 128,088,097.16
STORA ENSO OYJ A FI0009007603	123.50	0.82% 1.00		24/10/18 18:00:00	1,577 194,877.00
STORA ENSO OYJ R FI0009007611	123.80	1.48% 1.80		24/10/18 18:00:00	387,794 47,859,831.85
SVENSKA CELLULOSA AB SCA ... SE0000112724	140.50	1.33% 1.85		24/10/18 18:00:00	762,825 106,898,850.40
SVENSKA HANDELSBANKEN AB ... SE0007100599	102.80	-0.29% -0.30		24/10/18 18:00:00	3,185,876 327,800,552.17
SWEDBANK AB SER A SE0000242455	207.20	-0.05% -0.10		24/10/18 18:00:00	1,226,891 254,645,552.25
SWEDISH MATCH AB SE0015812219	-	-% -		- -	- -
SWEDISH ORPHAN BIOVITRUM ... SE0000872095	318.80	5.49% 16.60		24/10/18 18:00:00	743,712 233,797,137.10
TELE2 AB SER. B SE0005190238	113.35	0.00% 0.00		24/10/18 18:00:00	1,301,119 146,913,566.58
TELIA CO. AB SE0000667925	32.14	-0.28% -0.09		24/10/18 18:00:00	5,879,836 188,700,497.26
TRELLEBORG AB SER. B SE0000114837	366.80	0.66% 2.40		24/10/18 18:00:00	360,076 132,047,799.70
VBG GROUP AB SER. B SE0000115107	352.50	-0.84% -3.00		24/10/18 18:00:00	43,834 15,486,039.00
VIAPLAY GROUP AB SER. B SE0012116390	0.6974	1.07% 0.01		24/10/18 18:00:00	7,150,524 4,967,554.43