

OMX STOCKHOLM BENCHMARK_PI

ISIN: SE0000744203 WKN: -

Overview

2024/09/17 17:35:07

Price

828.6587 SEK

Difference ▲ 0.77% (6.31)

General attributes

ISIN SE0000744203

Symbol -

Country Sweden

Instruments in index 106

Type of index Price Index

Security type Index

Market data

Open 825.0133 SEK

High 830.7214 SEK

Low 824.9862 SEK

Close (prev. day) 822.3458 SEK

Trading volume (m) -

Volume (pcs) -

Top 5

Name	Price	+ - (%)	Trend
EMBRACER G...	25.53	+7.63	▲
KINNEVIK A...	79.86	+6.37	▲
NIBE INDUS...	49.59	+6.17	▲
SKF AB SER...	196.30	+5.14	▲
ELEKTA AB ...	68.10	+4.29	▲

Intraday 1w 1m 6m 1y 3y

Flop 5

Name	Price	+ - (%)	Trend
DOMETIC GR...	56.20	-11.43	▼
SAAB AB SE...	221.15	-5.09	▼
AAK AB	323.00	-2.53	▼
CIBUS NORD...	171.95	-1.86	▼
VITROLIFE ...	245.60	-1.76	▼

Intraday 1w 1m 6m 1y 3y

5y



Information about previous performance does not guarantee future performance.
Source: FactSet

Recent research

on market

Date	Headline	Download
2024/09/11	Global Equity Ratings	Download
2024/09/11	Aktienempfehlungen Global	Download
2024/09/09	Marktkommentar	Download
2024/09/05	Global Equity Ratings	Download
2024/09/05	Aktienempfehlungen Global	Download

Futures and Options

Related Futures -

Related Options -

Details

2024/09/17 17:35:07

Price

828.6587 SEK

Difference ▲ 0.77% (6.31)

General attributes

ISIN SE0000744203

Symbol -

Country Sweden

Security type Index

Instruments in index 106

Market data

Open 825.0133 SEK

High 830.7214 SEK

Low 824.9862 SEK

Close (prev. day) 822.3458 SEK

Trading volume (m) -

Volume (pcs) -

Performance and Risk

	6m	1y	3y
Perf (%)	+2.13%	+19.05%	+2.27%
Perf (abs.)	+17.27	+132.62	+18.38
Beta	-	-	-
Volatility	13.71	13.60	18.45



Information about previous performance does not guarantee future performance.
Source: FactSet

Price data






















Ø price 5 days Ø volume 5 days (pcs.)	819.2630 SEK (0)
Ø price 30 days Ø volume 30 days (pcs.)	817.8988 SEK (0)
Ø price 100 days Ø volume 100 days (pcs.)	824.6170 SEK (0)
Ø price 250 days Ø volume 250 days (pcs.)	774.3177 SEK (0)
YTD High date	850.2277 SEK (2024/07/12)
YTD Low date	726.4012 SEK (2024/01/17)
52 Weeks High date	850.2277 SEK (2024/07/12)
52 Weeks Low date	639.3205 SEK (2023/10/26)

Composition

Name  ISIN	Price	Diff %  Diff +/-	Performance 	Date Time	Turnover Pc.  Turnover Money 
AAK AB SE0011337708	323.00	-2.53% -8.40		24/09/17 18:00:00	285,529 92,641,766.90
ABB LTD CH0012221716	575.60	1.55% 8.80	█	24/09/17 18:00:00	522,316 300,158,398.80
ADDLIFE AB SER. B SE0014401378	163.00	-1.57% -2.60		24/09/17 18:00:00	43,201 7,096,168.70
ADDNODE GROUP AB SER. B SE0017885767	106.80	-1.20% -1.30		24/09/17 18:00:00	30,695 3,290,515.00
ADDTECH AB SER. B SE0014781795	312.40	0.32% 1.00		24/09/17 18:00:00	331,428 103,609,939.00
AFRICA OIL CORP CA00829Q1019	13.71	-1.08% -0.15		24/09/17 18:00:00	773,222 10,672,221.15
AFRY AB SE0005999836	179.90	0.06% 0.10		24/09/17 18:00:00	48,908 8,817,686.40
ALFA LAVAL AB SE0000695876	466.30	0.89% 4.10	█	24/09/17 18:00:00	577,341 269,200,835.55
ASSA ABLOY AB SER. B SE0007100581	334.60	1.67% 5.50	█	24/09/17 18:00:00	1,083,849 362,090,108.15
ASTRAZENECA PLC GB0009895292	1,610.00	-0.53% -8.50		24/09/17 18:00:00	253,807 410,347,030.00
ATLAS COPCO AB SER. A SE0017486889	181.10	1.40% 2.50	█	24/09/17 18:00:00	2,355,794 425,808,038.54
ATLAS COPCO AB SER. B SE0017486897	159.55	1.30% 2.05	█	24/09/17 18:00:00	1,220,180 194,674,841.81
ATRIUM LJUNGBERG AB SER. ... SE0000191827	234.00	0.00% 0.00		24/09/17 18:00:00	48,048 11,262,515.50
AUTOLIV INC. SDB SE0021309614	992.80	3.26% 31.30	█	24/09/17 18:00:00	45,824 45,106,292.20
AXFOOD AB SE0006993770	280.30	0.29% 0.80		24/09/17 18:00:00	234,760 66,075,642.70
BILIA AB SER. A SE0009921588	124.60	1.96% 2.40	█	24/09/17 18:00:00	30,869 3,828,043.65
BILLERUD AB SE0000862997	107.20	1.90% 2.00	█	24/09/17 18:00:00	300,367 32,141,492.45
BIOTAGE AB SE0000454746	181.00	-1.47% -2.70		24/09/17 18:00:00	36,458 6,641,660.80
BOLIDEN AB SE0020050417	296.60	0.78% 2.30	█	24/09/17 18:00:00	901,078 267,331,721.90
BONESUPPORT HOLDING AB SE0009858152	321.60	2.36% 7.40	█	24/09/17 18:00:00	159,390 50,683,409.50
BOOZT AB SE0009888738	103.40	0.58% 0.60		24/09/17 18:00:00	60,814 6,264,489.40
CAMURUS AB NPV SE0007692850	664.00	-1.19% -8.00		24/09/17 18:00:00	39,860 26,565,577.25
CASTELLUM AB SE0000379190	144.00	-1.03% -1.50		24/09/17 18:00:00	869,708 125,669,374.80

CELLAVISION AB SE0000683484	268.00	-0.19% -0.50		24/09/17 18:00:00	1,805 487,918.00
CIBUS NORDIC REAL ESTATE ... SE0010832204	171.95	-1.86% -3.25		24/09/17 18:00:00	180,662 31,243,201.70
CLOETTA AB SER. B SE0002626861	23.44	-0.76% -0.18		24/09/17 18:00:00	181,568 4,265,401.20
DIÖS FASTIGHETER AB SE0001634262	86.00	-1.04% -0.90		24/09/17 18:00:00	92,248 7,962,873.40
DOMETIC GROUP AB SE0007691613	56.20	-11.43% -7.25		24/09/17 18:00:00	4,274,629 241,783,405.23
ELECTROLUX AB SER. B SE0016589188	96.54	1.32% 1.26	█	24/09/17 18:00:00	873,351 83,992,742.78
ELEKTA AB SER. B SE0000163628	68.10	4.29% 2.80	█	24/09/17 18:00:00	1,628,897 110,461,220.05
EMBRACER GROUP AB SER 'B' SE0016828511	25.53	7.63% 1.81	█	24/09/17 18:00:00	6,026,213 151,175,344.95
EOLUS VIND AB CLASS B SE0007075056	48.75	2.42% 1.15	█	24/09/17 18:00:00	85,223 4,131,722.99
EPIROC AB CLASS A SE0015658109	193.70	-0.05% -0.10		24/09/17 18:00:00	1,795,461 348,028,507.71
EPIROC AB CLASS B SE0015658117	172.50	-0.06% -0.10		24/09/17 18:00:00	732,595 126,678,645.00
ERICSSON(LM)TEL SE0000108656	74.96	-0.45% -0.34		24/09/17 18:00:00	6,165,614 462,477,281.72
ESSITY AB SER'B'NPV SE0009922164	319.50	-1.48% -4.80		24/09/17 18:00:00	1,109,477 355,154,006.15
EVOLUTION AB SE0012673267	1,004.50	0.35% 3.50		24/09/17 18:00:00	414,973 416,856,885.00
FABEGE AB SE0011166974	96.55	0.47% 0.45		24/09/17 18:00:00	978,689 95,603,941.43
FAST PARTNER AB SE0013512506	73.40	-1.21% -0.90		24/09/17 18:00:00	36,631 2,725,278.60
FASTIGHETS AB BALDER SER.... SE0017832488	84.46	-1.70% -1.46		24/09/17 18:00:00	1,402,515 119,184,346.06
FASTPARTNER AB SER'D'NPV SE0013512514	71.10	0.71% 0.50	█	24/09/17 18:00:00	19,302 1,371,406.80
FORTNOX AB NPV SE0017161243	63.10	0.00% 0.00		24/09/17 18:00:00	730,846 46,067,487.22
GETINGE AB SER. B SE0000202624	226.40	1.52% 3.40	█	24/09/17 18:00:00	623,696 140,791,199.25
GRANGES AB (PUBL) SE0006288015	127.60	1.11% 1.40	█	24/09/17 18:00:00	57,015 7,262,700.30
HEMNET GROUP AB NPV SE0015671995	374.00	0.32% 1.20		24/09/17 18:00:00	103,217 38,622,699.00
HENNES & MAURITZ AB 'B' SE0000106270	175.50	2.87% 4.90	█	24/09/17 18:00:00	3,906,749 680,284,766.22
HEXAGON AB SER. B SE0015961909	100.35	1.16% 1.15	█	24/09/17 18:00:00	2,703,354 271,021,734.59
HEXPOL AB CLASS B SE0007074281	112.20	0.90% 1.00	█	24/09/17 18:00:00	651,204 72,892,198.00
HOLMEN AB SER. B SE0011090018	429.20	0.94% 4.00	█	24/09/17 18:00:00	184,926 79,334,990.90
HUFVUDSTADEN AB SER. A SE0000170375	135.30	-0.37% -0.50		24/09/17 18:00:00	144,558 19,609,324.55
HUSQVARNA AB SER. B	66.00	0.61%	█	24/09/17	965,914

SE0001662230		0.40		18:00:00	63,765,694.64
ICA GRUPPEN AB SE0000652216	-	-% -		-	-
INDUSTRIVÄRDEN AB SER. A SE0000190126	362.60	1.17% 4.20	█	24/09/17 18:00:00	52,647 19,068,369.80
INDUSTRIVÄRDEN AB SER. C SE0000107203	360.70	1.32% 4.70	█	24/09/17 18:00:00	245,679 88,409,052.45
INTERNATIONAL PETROLEUM C... CA46016U1084	127.90	0.71% 0.90	█	24/09/17 18:00:00	174,678 22,265,679.90
INVESTOR AB SER. A SE0015811955	304.60	0.53% 1.60	█	24/09/17 18:00:00	365,431 111,513,684.70
INVESTOR AB SER. B SE0015811963	305.45	0.56% 1.70	█	24/09/17 18:00:00	1,828,582 558,629,220.81
JM AB SE0000806994	195.60	1.88% 3.60	█	24/09/17 18:00:00	189,057 36,933,576.35
KINDRED GROUP PLC SE0007871645	129.10	0.00% 0.00		24/09/17 18:00:00	654,541 84,544,107.45
KINNEVIK AB CLASS 'B' SE0022060521	79.86	6.37% 4.78	█	24/09/17 18:00:00	2,270,905 178,474,415.95
KUNGSLEDEN AB SE0000549412	-	-% -		-	-
LIFCO AB SER. B SE0015949201	331.00	0.00% 0.00		24/09/17 18:00:00	119,545 39,671,682.20
LINDAB INTERNATIONAL AB SE0001852419	266.20	0.45% 1.20	█	24/09/17 18:00:00	87,602 23,251,748.20
MEDICOVER AB SER. 'B' SE0009778848	194.80	-0.31% -0.60	█	24/09/17 18:00:00	33,418 6,567,324.20
MILLICOM INTERNATIONAL CE... SE0001174970	275.00	-1.15% -3.20	█	24/09/17 18:00:00	200,682 55,327,146.60
MODERN TIMES GROUP MTG AB... SE0018012494	75.15	0.74% 0.55	█	24/09/17 18:00:00	164,802 12,377,912.28
MUNTERS GROUP AB NPV SE0009806607	226.20	3.67% 8.00	█	24/09/17 18:00:00	583,094 130,892,216.75
MYCRONIC AB SE0000375115	376.80	0.21% 0.80	█	24/09/17 18:00:00	42,612 16,053,246.40
NEW WAVE GROUP AB SER. B SE0020356970	112.00	0.90% 1.00	█	24/09/17 18:00:00	103,703 11,571,471.90
NIBE INDUSTRIER AB SER. B SE0015988019	49.59	6.17% 2.88	█	24/09/17 18:00:00	5,597,644 274,194,906.92
NORDEA BANK ABP FI4000297767	119.50	1.49% 1.75	█	24/09/17 18:00:00	5,072,231 605,201,179.90
NYFOSA AB NPV SE0011426428	111.20	-0.71% -0.80	█	24/09/17 18:00:00	129,564 14,495,848.60
ORRÖN ENERGY AB SE0000825820	8.83	0.34% 0.03	█	24/09/17 18:00:00	334,750 2,960,284.94
OX2 AB SE0016075337	59.95	0.17% 0.10	█	24/09/17 18:00:00	97,537 5,846,742.90
PANDOX AB SER. 'B' SE0007100359	195.60	-0.41% -0.80	█	24/09/17 18:00:00	39,156 7,672,742.20
SAAB AB SER. B SE0021921269	221.15	-5.09% -11.85	█	24/09/17 18:00:00	2,719,551 609,906,891.89
SAGAX AB B SE0005127818	266.40	-1.11% -3.00	█	24/09/17 18:00:00	195,041 52,156,140.70
SAMPO PLC SDR EACH REP 1 ... SE0018768707	480.00	3.45% 16.00	█	24/09/17 18:00:00	15,896 7,579,559.75

SANDVIK AB SE0000667891	210.90	2.23% 4.60		24/09/17 18:00:00	2,115,716 445,179,353.60
SCANDIC HOTELS GROUP AB SE0007640156	68.60	0.73% 0.50		24/09/17 18:00:00	239,041 16,429,554.50
SECTRA AB SER B SE0020539310	266.80	-0.45% -1.20		24/09/17 18:00:00	58,820 15,722,160.90
SKANDINAVISKA ENSKILDA BA... SE0000148884	157.30	0.32% 0.50		24/09/17 18:00:00	2,400,035 378,586,611.69
SKANSKA AB SER. B SE0000113250	207.10	0.58% 1.20		24/09/17 18:00:00	382,966 79,124,554.20
SKF AB SER. B SE0000108227	196.30	5.14% 9.60		24/09/17 18:00:00	6,141,676 1,213,815,168.01
SKISTAR AB SER. B SE0012141687	159.80	0.44% 0.70		24/09/17 18:00:00	25,539 4,071,238.20
SOLID FORSAKRINGSAKTIEBOL... SE0017082548	87.80	0.23% 0.20		24/09/17 18:00:00	5,822 508,491.70
SSAB AB SER. A SE0000171100	47.30	1.11% 0.52		24/09/17 18:00:00	954,284 45,122,345.07
SSAB AB SER. B SE0000120669	45.80	1.10% 0.50		24/09/17 18:00:00	3,263,099 149,559,308.50
STORA ENSO OYJ A FI0009007603	127.00	1.60% 2.00		24/09/17 18:00:00	1,628 205,193.50
STORA ENSO OYJ R FI0009007611	126.30	1.28% 1.60		24/09/17 18:00:00	323,633 40,705,736.10
SVENSKA CELLULOSA AB SCA ... SE0000112724	144.70	0.63% 0.90		24/09/17 18:00:00	1,132,900 163,891,418.25
SVENSKA HANDELSBANKEN AB ... SE0007100599	105.45	1.10% 1.15		24/09/17 18:00:00	2,642,073 278,540,712.46
SWEDBANK AB SER A SE0000242455	218.40	0.65% 1.40		24/09/17 18:00:00	1,148,944 251,253,919.95
SWEDISH MATCH AB SE0015812219	-	-% -		-	-
SWEDISH ORPHAN BIOVITRUM ... SE0000872095	332.60	0.18% 0.60		24/09/17 18:00:00	716,043 240,494,480.40
TELE2 AB SER. B SE0005190238	117.00	-1.06% -1.25		24/09/17 18:00:00	1,928,300 226,119,318.44
TELIA CO. AB SE0000667925	33.60	1.24% 0.41		24/09/17 18:00:00	9,438,422 317,599,918.41
TRELLEBORG AB SER. B SE0000114837	395.40	1.54% 6.00		24/09/17 18:00:00	233,236 92,073,463.70
VBG GROUP AB SER. B SE0000115107	393.00	0.64% 2.50		24/09/17 18:00:00	38,356 15,045,792.50
VIAPLAY GROUP AB SER. B SE0012116390	0.7726	2.36% 0.02		24/09/17 18:00:00	12,238,695 9,378,863.38