

OMX STOCKHOLM BENCHMARK_PI

ISIN: **SE0000744203** WKN: -

Overview

2024/08/09 17:02:22

Price

798.1809 SEK

Difference ▲ 0.51% (4.03)

General attributes

ISIN SE0000744203

Symbol -

Country Sweden

Instruments in index 106

Type of index Price Index

Security type Index

Top 5

Name	Price	+ - (%)	Trend
ORRÖN ENER...	9.692	+22.47	▲
BONESUPPOR...	282.60	+4.59	▲
ELEKTA AB ...	66.25	+4.41	▲
MUNTERS GR...	209.80	+3.45	▲
STORA ENSO...	125.00	+2.88	▲

Intraday 1w 1m 6m 1y 3y

Flop 5

Name	Price	+ - (%)	Trend
VIAPLAY GR...	0.9004	-3.06	▼
CLOETTA AB...	22.12	-1.34	▼
BOOZT AB	110.90	-0.89	↔
ELECTROLUX...	86.14	-0.78	↔
MODERN TIM...	77.45	-0.71	↔

Intraday 1w 1m 6m 1y 3y



More information on countries &



Information about previous performance does not guarantee future performance. Source: FactSet

Recent research

on market		
Date	Headline	Download
2024/07/26	Equity Weekly	Download
2024/07/24	Global Equity Ratings	Download
2024/07/24	Aktienempfehlungen Global	Download
2024/07/15	Aktienempfehlungen Global	Download
2024/07/12	Global Equity Ratings	Download

regions

➤ [Markets by Region](#)

Details

2024/08/09 17:02:22

Price

798.1809 SEKDifference  0.51% (4.03)

General attributes

ISIN SE0000744203

Symbol -

Country Sweden

Security type Index

Instruments in index 106

Market data

Open 796.6231 SEK

High 804.3836 SEK

Low 795.0163 SEK

Close (prev. day) 794.1484 SEK

Trading volume (m) -

Volume (pcs) -

Performance and Risk

	6m	1y	3y
Perf (%)	+5.01%	+13.59%	-4.55%
Perf (abs.)	+37.86	+94.99	-37.83
Beta	-	-	-
Volatility	13.53	13.62	18.51



Information about previous performance does not guarantee future performance.





Source: FactSet

Price data

Ø price 5 days Ø volume 5 days (pcs.)	788.7050 SEK (0)
Ø price 30 days Ø volume 30 days (pcs.)	824.5154 SEK (0)
Ø price 100 days Ø volume 100 days (pcs.)	820.6603 SEK (0)
Ø price 250 days Ø volume 250 days (pcs.)	759.6908 SEK (0)
YTD High date	850.2277 SEK (2024/07/12)
YTD Low date	726.4012 SEK (2024/01/17)
52 Weeks High date	850.2277 SEK (2024/07/12)
52 Weeks Low date	639.3205 SEK (2023/10/26)

Composition

Name ISIN	Price	Diff % Diff +/-	Performance	Date Time	Turnover Pc. Turnover Money
AAK AB SE0011337708	298.60	1.08% 3.20		24/08/09 17:01:03	79,378 23,701,772.50
ABB LTD CH0012221716	550.40	0.11% 0.60		24/08/09 17:01:38	296,337 163,562,204.20
ADDLIFE AB SER. B SE0014401378	153.90	2.53% 3.80		24/08/09 17:00:47	30,498 4,686,708.50
ADDNODE GROUP AB SER. B SE0017885767	103.50	1.57% 1.60		24/08/09 17:00:37	23,526 2,420,886.90
ADDTECH AB SER. B SE0014781795	321.40	0.88% 2.80		24/08/09 17:01:22	67,479 21,660,017.50
AFRICA OIL CORP CA00829Q1019	16.40	1.17% 0.19		24/08/09 17:02:20	621,080 10,100,726.73
AFRY AB SE0005999836	179.90	0.67% 1.20		24/08/09 17:01:00	22,120 3,979,999.65
ALFA LAVAL AB SE0000695876	444.50	0.75% 3.30		24/08/09 17:01:55	114,530 50,785,354.05
ASSA ABLOY AB SER. B SE0007100581	305.00	0.46% 1.40		24/08/09 17:02:05	418,329 127,145,731.50
ASTRAZENECA PLC GB0009895292	1,708.50	0.80% 13.50		24/08/09 17:02:11	112,766 191,908,305.25
ATLAS COPCO AB SER. A SE0017486889	176.60	-0.23% -0.40		24/08/09 17:01:27	822,692 145,463,605.95
ATLAS COPCO AB SER. B SE0017486897	155.30	-0.10% -0.15		24/08/09 17:01:31	504,788 78,547,836.60
ATRIUM LJUNGBERG AB SER. ... SE0000191827	233.50	1.30% 3.00		24/08/09 16:56:03	8,891 2,082,603.50
AUTOLIV INC. SDB SE0021309614	1,004.40	0.52% 5.20		24/08/09 17:01:33	30,471 30,609,143.30
AXFOOD AB SE0006993770	266.60	0.49% 1.30		24/08/09 17:00:26	60,104 16,037,049.15
BILIA AB SER. A SE0009921588	125.70	-0.24% -0.30		24/08/09 17:00:02	16,101 2,032,196.80
BILLERUD AB SE0000862997	104.80	-0.47% -0.50		24/08/09 16:59:45	41,394 4,363,772.20
BIOTAGE AB SE0000454746	188.70	0.64% 1.20		24/08/09 17:02:15	156,956 29,507,129.70
BOLIDEN AB SE0020050417	300.70	1.35% 4.00		24/08/09 17:02:19	525,953 158,652,287.00
BONESUPPORT HOLDING AB SE0009858152	282.60	4.59% 12.40		24/08/09 17:00:49	299,630 83,451,268.40
BOOZT AB SE0009888738	110.90	-0.89% -1.00		24/08/09 16:49:54	11,608 1,301,389.75
CAMURUS AB NPV SE0007692850	668.50	1.29% 8.50		24/08/09 17:02:10	16,441 10,867,561.00
CASTELLUM AB SE0000379190	135.60	1.73% 2.30		24/08/09 17:01:57	777,950 106,280,218.04

CELLAVISION AB SE0000683484	246.50	1.02% 2.50		24/08/09 16:57:17	3,515 870,835.00
CIBUS NORDIC REAL ESTATE ... SE0010832204	168.20	1.26% 2.10		24/08/09 17:02:04	125,808 21,283,009.82
CLOETTA AB SER. B SE0002626861	22.12	-1.34% -0.30		24/08/09 17:01:58	146,493 3,255,379.05
DIÖS FASTIGHETER AB SE0001634262	85.25	1.85% 1.55		24/08/09 16:52:45	38,967 3,323,347.60
DOMETIC GROUP AB SE0007691613	69.25	-0.65% -0.45		24/08/09 17:01:45	123,795 8,650,787.10
ELECTROLUX AB SER. B SE0016589188	86.14	-0.78% -0.68		24/08/09 17:02:05	1,105,021 95,698,743.36
ELEKTA AB SER. B SE0000163628	66.25	4.41% 2.80		24/08/09 17:02:02	829,586 54,636,954.10