

OMX STOCKHOLM BENCHMARK INDEX (SEK)

ISIN: **SE0000744203** WKN: -

Übersicht

31.05.2024 17:35:05

Kurs

832,2678 SEK

Differenz ▲ 0,47% (3,86)

Stammdaten

ISIN SE0000744203

Symbol -

Land Schweden

Anzahl der enthaltenen Werte im Index 106

Index-Typ Kursindex

Wertpapierkategorie Index

Top 5

Name	Kurs	+ - (%)	Trend
CAMURUS AB...	581,00	+7,89	▲
BIOARCTIC ...	242,60	+7,35	▲
VIAPLAY GR...	0,935	+6,49	▲
SAAB AB SE...	253,40	+5,58	▲
VITROLIFE ...	184,70	+5,54	▲

Intraday 1W 1M 6M 1J 3J

Flop 5

Name	Kurs	+ - (%)	Trend
STILLFRONT...	11,83	-9,21	▼
CELLAVISIO...	262,00	-6,26	▼
LUNDBERGFO...	533,00	-3,27	▼
BILLERUD A...	105,10	-2,95	▼
KINNEVIK A...	121,45	-2,68	▼

Intraday 1W 1M 6M 1J 3J



Die Wertentwicklung der Vergangenheit lässt keine verlässlichen Rückschlüsse auf die zukünftige Entwicklung eines Finanzinstruments zu.

Quelle: FactSet

Aktuellstes Research

Märkte			
Datum		Überschrift	Download
29.05.2024		Global Equity Ratings	Download
29.05.2024		Aktienempfehlungen Global	Download
08.05.2024		Marktkommentar	Download
26.04.2024		Global Equity Ratings	Download
26.04.2024		Aktienempfehlungen Global	Download

5J

**Nähere Infos zu den Ländern &
Regionen**

➤ Märkte nach Region

Details

31.05.2024 17:35:05

Kurs

832,2678 SEK

Differenz ▲ 0,47% (3,86)

Stammdaten

ISIN	SE0000744203
Symbol	-
Land	Schweden
Wertpapierkategorie	Index
Anzahl der enthaltenen Werte im Index	106

Marktdaten

Eröffnung	828,7541 SEK
Hoch	833,3977 SEK
Tief	825,9566 SEK
Schluss Vortag	828,4028 SEK
Volumen (Mio.)	-
Volumen (Stück)	-

Performance und Risiko

	6M	1J	3J
Perf (%)	+17,38%	+16,87%	+8,41%
Perf (abs.)	+123,25	+120,12	+64,54
Beta	-	-	-
Volatilität	11,37	12,68	18,30



Die Wertentwicklung der Vergangenheit lässt keine verlässlichen Rückschlüsse auf die zukünftige Entwicklung eines Finanzinstruments zu.

Quelle: FactSet

Kursdaten

Ø Kurs 5 Tage Ø Volumen 5 Tage (Stk.)	832,7943 SEK (0)
Ø Kurs 30 Tage Ø Volumen 30 Tage (Stk.)	823,8980 SEK (0)
Ø Kurs 100 Tage Ø Volumen 100 Tage (Stk.)	791,7522 SEK (0)
Ø Kurs 250 Tage Ø Volumen 250 Tage	738,8617 SEK (0)
Hoch seit 1.1. Datum	848,7032 SEK (23.05.2024)
Tief seit 1.1. Datum	726,4012 SEK (17.01.2024)
52 Wochen Hoch Datum	848,7032 SEK (23.05.2024)
52 Wochen Tief Datum	639,3205 SEK (26.10.2023)

Enthaltene Werte

Seite 1 von 2

<< < >

>>

Name ISIN	Kurs	Diff % Diff /-	Performance	Datum Zeit	Gehandelte Stück Umsatz Geld
AAK AB SE0011337708	294,40	1,59% 4,60		31.05.24 17:29:31	829.469 243.855.424,20
ABB LTD CH0012221716	575,60	-0,38% -2,20		31.05.24 17:29:33	764.052 439.794.163,80
ADDLIFE AB SER. B SE0014401378	114,40	0,62% 0,70		31.05.24 17:29:50	536.625 61.035.777,25
ADDTECH AB SER. B SE0014781795	248,00	1,06% 2,60		31.05.24 17:29:33	831.890 203.217.249,10
AFRICA OIL CORP CA00829Q1019	19,40	-0,36% -0,07		31.05.24 17:29:42	442.347 8.595.671,02
ALFA LAVAL AB SE0000695876	485,20	0,60% 2,90		31.05.24 17:29:46	1.479.144 717.059.572,15
ASSA ABLOY AB SER. B SE0007100581	307,20	0,20% 0,60		31.05.24 17:29:37	3.518.117 1.080.384.187,45
ASTRAZENECA PLC GB0009895292	1.643,00	1,08% 17,50		31.05.24 17:29:38	500.691 818.487.393,50
ATLAS COPCO AB SER. A SE0017486889	200,80	1,06% 2,10		31.05.24 17:29:42	11.517.020 2.310.705.229,03
ATLAS COPCO AB SER. B SE0017486897	173,25	1,64% 2,80		31.05.24 17:29:55	6.664.830 1.153.551.878,29
ATRIUM LJUNGBERG AB SER. ... SE0000191827	200,50	0,86% 1,70		31.05.24 17:29:53	404.989 81.121.282,20
AUTOLIV INC. SDB SE0021309614	1.339,00	-0,31% -4,20		31.05.24 17:29:41	66.356 88.838.630,00
AXFOOD AB SE0006993770	278,70	-0,71% -2,00		31.05.24 17:29:35	488.314 134.155.969,90
BILIA AB SER. A SE0009921588	148,40	0,00% 0,00		31.05.24 17:29:49	331.492 49.052.915,25
BILLERUD AB SE0000862997	105,10	-2,95% -3,20		31.05.24 17:29:37	1.673.319 176.154.691,70
BIOARCTIC AB SER. B SE0010323311	242,60	7,35% 16,60		31.05.24 17:29:57	732.004 176.014.279,70
BIOGAIA AB SER. B SE0017769995	127,80	2,90% 3,60		31.05.24 17:29:36	2.006.735 256.624.515,80
BOLIDEN AB SE0020050417	366,80	0,19% 0,70		31.05.24 17:29:32	2.340.366 857.793.083,65
BRAVIDA HOLDING AB SE0007491303	82,85	0,98% 0,80		31.05.24 17:29:41	2.963.380 245.536.759,57
CAMURUS AB NAMN-AKTIER O.... SE0007692850	581,00	7,89% 42,50		31.05.24 17:29:32	465.226 267.794.831,50
CASTELLUM AB SE0000379190	130,55	0,42% 0,55		31.05.24 17:29:47	2.210.789 284.947.074,27
CELLAVISION AB SE0000683484	262,00	-6,26% -17,50		31.05.24 17:29:59	64.950 17.529.769,00
CIBUS NORDIC REAL ESTATE ... SE0010832204	153,25	2,82% 4,20		31.05.24 17:29:59	484.742 73.920.924,37






















OMX STOCKHOLM BENCHMARK INDEX (SEK)

CLOETTA AB SER. B SE0002626861	19,40	1,31% 0,25		31.05.24 17:29:39	909.867 17.564.410,50
DIOES FASTIGHETER AB SE0001634262	90,75	1,97% 1,75		31.05.24 17:29:34	891.755 80.905.392,18
DOMETIC GROUP AB SE0007691613	74,30	-0,60% -0,45		31.05.24 17:29:31	1.211.470 90.028.708,95
ELECTROLUX AB SER. B SE0016589188	99,78	1,63% 1,60		31.05.24 17:29:55	2.114.256 209.168.637,34
ELEKTA AB SER. B SE0000163628	86,15	-0,17% -0,15		31.05.24 17:29:30	2.029.957 173.107.755,15
EMBRACER GROUP AB SER 'B' SE0016828511	26,18	-1,65% -0,44		31.05.24 17:29:34	6.258.839 163.933.278,63
EOLUS VIND AB CLASS B SE0007075056	80,80	2,67% 2,10		31.05.24 17:29:30	74.937 5.981.259,55
EPIROC AB CLASS A SE0015658109	218,70	0,88% 1,90		31.05.24 17:29:37	2.315.336 506.188.789,65
EPIROC AB CLASS B SE0015658117	196,40	-0,91% -1,80		31.05.24 17:29:49	2.527.835 492.528.252,85
ESSITY AB NAMN-AKTIER B SE0009922164	269,50	-0,19% -0,50		31.05.24 17:29:48	4.081.409 1.099.918.619,05
EVOLUTION AB SE0012673267	1.128,00	1,44% 16,00		31.05.24 17:29:43	1.089.776 1.225.958.351,50
FABEGE AB SE0011166974	89,35	0,06% 0,05		31.05.24 17:29:57	1.650.223 147.371.085,50
FAST PARTNER AB SE0013512506	71,10	-1,11% -0,80		31.05.24 17:29:35	202.218 14.395.488,95
FASTIGHETS AB BALDER SER.... SE0017832488	70,66	1,00% 0,70		31.05.24 17:29:41	4.500.673 317.928.883,66
FASTPARTNER AB NAMN-AKTIE... SE0013512514	67,00	0,30% 0,20		31.05.24 17:03:07	5.911 395.397,00
FORTNOX AB NAMN-AKTIER O.... SE0017161243	64,86	-1,43% -0,94		31.05.24 17:29:48	2.291.192 148.365.226,50
GETINGE AB SER. B SE0000202624	187,00	-1,01% -1,90		31.05.24 17:29:59	1.631.557 304.973.662,36
GRANGES AB (PUBL) SE0006288015	135,20	0,52% 0,70		31.05.24 17:29:46	460.094 62.155.156,25
HEMNET GROUP AB NAMN-AKTI... SE0015671995	289,20	-1,50% -4,40		31.05.24 17:29:55	318.880 92.220.223,40
HENNES & MAURITZ AB 'B' SE0000106270	185,60	0,46% 0,85		31.05.24 17:29:34	9.481.281 1.757.078.367,88
HEXAGON AB SER. B SE0015961909	115,20	-1,24% -1,45		31.05.24 17:29:44	7.229.195 831.815.365,30
HEXPOL AB CLASS B SE0007074281	128,20	1,18% 1,50		31.05.24 17:29:33	927.807 117.150.382,70
HOLMEN AB SER. B SE0011090018	439,40	0,73% 3,20		31.05.24 17:29:31	646.687 283.804.042,90
HUFVUDSTADEN AB SER. A SE0000170375	130,40	1,72% 2,20		31.05.24 17:29:49	948.014 123.231.392,40
HUSQVARNA AB SER. B SE0001662230	86,70	0,46% 0,40		31.05.24 17:29:35	3.086.232 266.539.100,52
ICA GRUPPEN AB SE0000652216	-	-% -		- -	- -
INDUSTRIVAERDEN AB SER. A SE0000190126	373,00	1,80% 6,60		31.05.24 17:29:47	1.153.315 429.444.575,50
INDUSTRIVAERDEN AB SER. C	368,10	0,66%		31.05.24	2.246.365

OMX STOCKHOLM BENCHMARK INDEX (SEK)

SE0000107203		2,40		17:29:46	825.866.434,85
INTERNATIONAL PETROLEUM C... CA46016U1084	147,50	1,65% 2,40		31.05.24 17:29:37	175.785 25.772.166,65
INVESTOR AB SER. A SE0015811955	282,20	0,04% 0,10		31.05.24 17:29:46	1.168.748 328.975.316,95
INVESTOR AB SER. B SE0015811963	284,40	0,85% 2,40		31.05.24 17:29:40	11.369.683 3.230.588.512,73
JM AB SE0000806994	202,60	1,66% 3,30		31.05.24 17:29:48	282.794 55.719.102,00
KINDRED GROUP PLC SE0007871645	124,40	0,00% 0,00		31.05.24 17:29:48	551.767 68.494.322,30
KINNEVIK AB CLASS 'B' SE0015810247	121,45	-2,68% -3,35		31.05.24 17:29:38	2.833.972 344.815.273,19
KUNGSLEDEN AB SE0000549412	-	-% -		-	-
LIFCO AB SER. B SE0015949201	277,80	0,73% 2,00		31.05.24 17:29:43	979.801 272.069.496,30
LUNDBERGFOERETAGEN AB, L ... SE0000108847	533,00	-3,27% -18,00		31.05.24 17:29:54	1.715.746 916.055.332,50
MEDICOVER AB SER. 'B' SE0009778848	196,80	4,24% 8,00		31.05.24 17:29:54	232.309 45.425.132,80
MILLICOM INTERNATIONAL CE... SE0001174970	262,60	1,00% 2,60		31.05.24 17:29:36	675.233 176.937.407,70
MODERN TIMES GROUP MTG AB... SE0018012494	93,50	-0,58% -0,55		31.05.24 17:29:42	1.187.910 108.271.414,16
MUNTERS GROUP AB NAMN-AKT... SE0009806607	228,00	0,09% 0,20		31.05.24 17:29:31	659.593 150.193.897,20
MYCRONIC AB SE0000375115	413,20	1,27% 5,20		31.05.24 17:29:43	411.069 169.523.026,80
NCAB GROUP AB(PUBL) NAMN-... SE0017160773	80,55	1,00% 0,80		31.05.24 17:29:57	2.833.945 228.442.281,04
NEW WAVE GROUP AB SER. B SE0020356970	117,50	2,53% 2,90		31.05.24 17:29:32	579.919 67.446.671,35
NIBE INDUSTRIER AB SER. B SE0015988019	53,38	-0,26% -0,14		31.05.24 17:29:56	15.118.070 809.969.813,34
NORDEA BANK ABP FI4000297767	129,00	0,08% 0,10		31.05.24 17:29:48	8.725.531 1.124.833.657,22
NYFOSA AB NAMN-AKTIER O.N... SE0011426428	106,70	2,50% 2,60		31.05.24 17:29:31	888.446 94.205.396,60
ORROEN ENERGY AB SE0000825820	9,206	2,29% 0,21		31.05.24 17:29:31	1.820.796 16.424.552,72
OX2 AB SE0016075337	59,60	0,59% 0,35		31.05.24 17:29:46	1.736.517 103.456.894,42
PANDOX AB SER. 'B' SE0007100359	189,60	5,33% 9,60		31.05.24 17:29:32	436.118 82.238.108,20
SAAB AB SER. B SE0021921269	253,40	5,58% 13,40		31.05.24 17:29:54	6.462.980 1.622.193.924,70
SAGAX AB B SE0005127818	276,60	-0,79% -2,20		31.05.24 17:29:42	2.447.956 677.613.259,10
SAMPO OYJ REG.SHS (SWED.D... SE0018768707	456,00	-1,41% -6,50		31.05.24 17:29:34	22.915 10.021.928,00
SANDVIK AB SE0000667891	230,50	0,00% 0,00		31.05.24 17:29:39	3.156.629 727.459.583,70
SCANDIC HOTELS GROUP AB SE0007640156	62,40	0,32% 0,20		31.05.24 17:29:51	691.248 42.859.328,46

OMX STOCKHOLM BENCHMARK INDEX (SEK)

SECTRA AB SER B SE0020539310	240,20	2,30% 5,40		31.05.24 17:29:51	416.275 99.514.701,00
SECURITAS AB SER. B SE0000163594	107,80	-1,24% -1,35		31.05.24 17:32:26	13.291.450 1.434.455.361,06
SKANDINAVISKA ENSKILDA BA... SE0000148884	149,15	0,91% 1,35		31.05.24 17:29:52	5.164.080 769.752.217,17
SKANSKA AB SER. B SE0000113250	185,25	-1,33% -2,50		31.05.24 17:29:55	3.929.020 728.152.143,52
SKF AB SER. B SE0000108227	229,30	0,13% 0,30		31.05.24 17:29:35	3.413.971 782.100.283,15
SKISTAR AB SER. B SE0012141687	161,20	1,90% 3,00		31.05.24 17:29:34	102.496 16.422.845,00
SOLID FOERSAEKRING AB NAM... SE0017082548	88,00	0,23% 0,20		31.05.24 17:29:48	70.802 6.163.977,75
SSAB AB SER. B SE0000120669	60,80	-0,59% -0,36		31.05.24 17:29:31	3.307.367 199.409.431,56
STILLFRONT GROUP AB SE0015346135	11,83	-9,21% -1,20		31.05.24 17:29:36	12.763.803 152.212.116,28
STORA ENSO OYJ A FI0009007603	151,50	-2,26% -3,50		31.05.24 17:29:47	907 137.577,00
STORA ENSO OYJ R FI0009007611	153,40	-1,35% -2,10		31.05.24 17:29:47	206.114 31.668.713,00
SVENSKA CELLULOSA AB SCA ... SE0000112724	160,85	1,35% 2,15		31.05.24 17:29:35	4.305.197 691.295.835,95
SVENSKA HANDELSBANKEN AB ... SE0007100599	98,64	1,04% 1,02		31.05.24 17:29:39	9.591.248 943.842.874,72
SWEDBANK AB SER A SE0000242455	218,10	0,88% 1,90		31.05.24 17:29:57	3.632.512 790.697.605,75
SWEDISH MATCH AB SE0015812219	-	-% -		-	-
SWEDISH ORPHAN BIOVITRUM ... SE0000872095	282,40	1,66% 4,60		31.05.24 17:29:30	706.896 199.040.611,60
TELE2 AB SER. B SE0005190238	102,60	0,88% 0,90		31.05.24 17:29:32	5.387.142 551.585.302,63
TELEFONAKTIEBOLAGET LM ER... SE0000108656	64,58	-0,06% -0,04		31.05.24 17:29:44	20.825.179 1.344.983.512,21
TELIA CO. AB SE0000667925	27,25	0,81% 0,22		31.05.24 17:29:32	16.734.834 455.351.595,04
TETHYS OIL AB SE0020180917	35,75	0,85% 0,30		31.05.24 17:29:42	146.986 5.243.051,35
TRELLEBORG AB SER. B SE0000114837	409,00	-0,34% -1,40		31.05.24 17:29:41	11.888.373 4.852.212.277,90
VIAPLAY GROUP AB SER. B SE0012116390	0,935	6,49% 0,06		31.05.24 17:29:47	31.008.449 27.577.130,74