

# OMX STOCKHOLM BENCHMARK INDEX (SEK)

ISIN: **SE0000744203** WKN: -

## Übersicht

08.05.2024 17:35:08

Kurs

**825,7594** SEK

Differenz ▲ 0,00% (0,00)

### Stammdaten

ISIN SE0000744203

Symbol -

Land Schweden

Anzahl der enthaltenen Werte im Index 106

Index-Typ Kursindex

Wertpapierkategorie Index

### Top 5

| Name          | Kurs   | + - (%) | Trend                                |
|---------------|--------|---------|--------------------------------------|
| MILLICOM I... | 250,00 | +7,94   | <span style="color: green;">▲</span> |
| CAMURUS AB... | 535,00 | +7,82   | <span style="color: green;">▲</span> |
| STILLFRONT... | 12,19  | +5,27   | <span style="color: green;">▲</span> |
| CELLAVISIO... | 237,00 | +4,41   | <span style="color: green;">▲</span> |
| SAAB AB SE... | 231,75 | +3,46   | <span style="color: green;">▲</span> |

Intraday 1W 1M 6M 1J 3J

### Flop 5

| Name          | Kurs   | + - (%) | Trend                              |
|---------------|--------|---------|------------------------------------|
| SECURITAS ... | 107,45 | -4,45   | <span style="color: red;">▼</span> |
| NCAB GROUP... | 75,35  | -3,64   | <span style="color: red;">▼</span> |
| FASTIGHETS... | 70,34  | -3,27   | <span style="color: red;">▼</span> |
| SKANSKA AB... | 195,50 | -3,03   | <span style="color: red;">▼</span> |
| BIOGAIA AB... | 125,00 | -2,95   | <span style="color: red;">▼</span> |

Intraday 1W 1M 6M 1J 3J



Nähere Infos zu den Ländern &



Die Wertentwicklung der Vergangenheit lässt keine verlässlichen Rückschlüsse auf die zukünftige Entwicklung eines Finanzinstruments zu.

Quelle: FactSet

### Aktuellstes Research

| Märkte     |                           |          |
|------------|---------------------------|----------|
| Datum      | Überschrift               | Download |
| 08.05.2024 | Marktkommentar            |          |
| 26.04.2024 | Global Equity Ratings     |          |
| 26.04.2024 | Aktienempfehlungen Global |          |
| 03.04.2024 | Global Equity Ratings     |          |
| 03.04.2024 | Aktienempfehlungen Global |          |

**Regionen**

➤ **Märkte nach Region**

## Details

08.05.2024 17:35:08

Kurs

**825,7594** SEKDifferenz  0,00% (0,00)

## Stammdaten

|                                       |              |
|---------------------------------------|--------------|
| ISIN                                  | SE0000744203 |
| Symbol                                | -            |
| Land                                  | Schweden     |
| Wertpapierkategorie                   | Index        |
| Anzahl der enthaltenen Werte im Index | 106          |

## Marktdaten

|                 |              |
|-----------------|--------------|
| Eröffnung       | 823,6112 SEK |
| Hoch            | 829,3910 SEK |
| Tief            | 823,5242 SEK |
| Schluss Vortag  | 825,7575 SEK |
| Volumen (Mio.)  | -            |
| Volumen (Stück) | -            |

## Performance und Risiko

|             | 6M      | 1J      | 3J     |
|-------------|---------|---------|--------|
| Perf (%)    | +23,36% | +14,27% | +7,19% |
| Perf (abs.) | +156,39 | +103,13 | +55,41 |
| Beta        | -       | -       | -      |
| Volatilität | 12,15   | 12,98   | 18,45  |



Die Wertentwicklung der Vergangenheit lässt keine verlässlichen Rückschlüsse auf die zukünftige Entwicklung eines Finanzinstruments zu.

Quelle: FactSet

## Kursdaten

|   |                           |
|---|---------------------------|
| Ø Kurs 5 Tage   Ø Volumen 5 Tage (Stk.)     | 815,4429 SEK (0)          |
| Ø Kurs 30 Tage   Ø Volumen 30 Tage (Stk.)   | 806,7481 SEK (0)          |
| Ø Kurs 100 Tage   Ø Volumen 100 Tage (Stk.) | 779,0586 SEK (0)          |
| Ø Kurs 250 Tage   Ø Volumen 250 Tage        | 731,4606 SEK (0)          |
| Hoch seit 1.1.   Datum                      | 829,3910 SEK (08.05.2024) |
| Tief seit 1.1.   Datum                      | 726,4012 SEK (17.01.2024) |
| 52 Wochen Hoch   Datum                      | 829,3910 SEK (08.05.2024) |
| 52 Wochen Tief   Datum                      | 639,3205 SEK (26.10.2023) |

## Enthaltene Werte

Seite 1 von 2

<< <  > >>

| Name <br>ISIN | Kurs     | Diff % <br>Diff /- | Performance  | Datum<br>Zeit        | Gehandelte Stück <br>Umsatz Geld  |
|--|----------|---|---|----------------------|---|
| AAK AB<br>SE0011337708   | 290,40   | 2,33%<br>6,60   |                | 08.05.24<br>12:59:55 | 210.401<br>60.717.310,40  |
| ABB LTD<br>CH0012221716  | 556,00   | 1,65%<br>9,00   |                | 08.05.24<br>12:59:30 | 332.753<br>184.159.668,60   |
| ADDLIFE AB SER. B<br>SE0014401378  | 107,40   | 1,80%<br>1,90   |                | 08.05.24<br>12:59:51 | 54.210<br>5.817.173,90  |
| ADDTECH AB SER. B<br>SE0014781795  | 238,20   | 1,62%<br>3,80   |                | 08.05.24<br>12:59:34 | 174.768<br>41.499.326,20  |
| AFRICA OIL CORP<br>CA00829Q1019  | 19,43    | -1,02%<br>-0,20   |                | 08.05.24<br>12:59:54 | 227.799<br>4.429.799,90   |
| ALFA LAVAL AB<br>SE0000695876  | 477,80   | -0,17%<br>-0,80   |                | 08.05.24<br>12:59:54 | 510.415<br>244.634.862,90   |
| ASSA ABLOY AB SER. B<br>SE0007100581   | 306,70   | 0,76%<br>2,30   |                | 08.05.24<br>12:59:59 | 1.143.251<br>350.565.989,70   |
| ASTRAZENECA PLC<br>GB0009895292  | 1.675,00 | 1,70%<br>28,00  |                | 08.05.24<br>12:59:40 | 171.797<br>287.703.698,00   |
| ATLAS COPCO AB SER. A<br>SE0017486889  | 199,75   | 0,25%<br>0,50   |               | 08.05.24<br>12:59:42 | 2.366.194<br>473.023.836,81   |
| ATLAS COPCO AB SER. B<br>SE0017486897  | 173,50   | 0,73%<br>1,25   |              | 08.05.24<br>12:59:56 | 790.922<br>137.115.497,12   |
| ATRIUM LJUNGBERG AB SER. ...<br>SE0000191827   | 206,50   | -0,24%<br>-0,50   |              | 08.05.24<br>12:59:49 | 31.892<br>6.602.630,00  |
| AUTOLIV INC. SDB<br>SE0021309614   | 1.345,00 | -1,13%<br>-15,40  |              | 08.05.24<br>12:59:42 | 20.990<br>28.295.242,90   |
| AXFOOD AB<br>SE0006993770  | 294,00   | 1,31%<br>3,80   |              | 08.05.24<br>12:59:57 | 162.073<br>47.539.992,90  |
| BILIA AB SER. A<br>SE0009921588  | 142,40   | -0,63%<br>-0,90   |              | 08.05.24<br>12:59:43 | 268.437<br>38.570.011,80  |
| BILLERUD AB<br>SE0000862997  | 92,25    | -0,81%<br>-0,75   |              | 08.05.24<br>12:59:54 | 283.550<br>26.138.322,26  |
| BIOARCTIC AB SER. B<br>SE0010323311  | 195,00   | -2,79%<br>-5,60   |              | 08.05.24<br>12:59:41 | 32.881<br>6.448.294,50  |
| BIOGAIA AB SER. B<br>SE0017769995  | 125,00   | -2,95%<br>-3,80   |              | 08.05.24<br>12:59:43 | 202.240<br>24.898.241,10  |
| BOLIDEN AB<br>SE0020050417   | 356,50   | -1,57%<br>-5,70   |              | 08.05.24<br>12:59:31 | 736.173<br>263.954.380,15   |
| BRAVIDA HOLDING AB<br>SE0007491303   | 77,15    | -2,59%<br>-2,05   |              | 08.05.24<br>12:59:45 | 817.483<br>62.870.907,40  |
| CAMURUS AB NAMN-AKTIER O....<br>SE0007692850   | 535,00   | 7,82%<br>38,80  |             | 08.05.24<br>12:59:30 | 182.304<br>96.698.961,25  |
| CASTELLUM AB<br>SE0000379190   | 134,10   | -0,11%<br>-0,15   |              | 08.05.24<br>12:59:32 | 1.372.962<br>185.393.498,54   |
| CELLAVISION AB<br>SE0000683484   | 237,00   | 4,41%<br>10,00  |              | 08.05.24<br>12:59:44 | 45.901<br>10.637.827,00   |
| CIBUS NORDIC REAL ESTATE ...<br>SE0010832204   | 148,90   | -0,23%<br>-0,35   |              | 08.05.24<br>12:59:57 | 116.123<br>17.285.907,85  |






















OMX STOCKHOLM BENCHMARK INDEX (SEK)

|  |          |                 |  |                      |                             |
|--|----------|-----------------|--|----------------------|-----------------------------|
| CLOETTA AB SER. B<br>SE0002626861            | 17,79    | -0,45%<br>-0,08 |  | 08.05.24<br>12:59:52 | 812.370<br>14.558.703,89    |
| DIOES FASTIGHETER AB<br>SE0001634262         | 89,85    | 0,00%<br>0,00   |  | 08.05.24<br>12:59:59 | 164.946<br>14.834.845,32    |
| DOMETIC GROUP AB<br>SE0007691613             | 82,15    | 0,74%<br>0,60   |  | 08.05.24<br>12:59:33 | 205.540<br>16.813.495,45    |
| ELECTROLUX AB SER. B<br>SE0016589188         | 96,86    | -1,55%<br>-1,52 |  | 08.05.24<br>12:59:52 | 566.233<br>55.043.791,05    |
| ELEKTA AB SER. B<br>SE0000163628             | 79,20    | -0,38%<br>-0,30 |  | 08.05.24<br>12:59:39 | 536.991<br>42.568.851,85    |
| EMBRACER GROUP AB SER 'B'<br>SE0016828511    | 28,03    | -0,11%<br>-0,03 |  | 08.05.24<br>12:59:39 | 3.535.110<br>99.339.816,22  |
| EOLUS VIND AB CLASS B<br>SE0007075056        | 75,50    | 0,67%<br>0,50   |  | 08.05.24<br>12:59:58 | 38.522<br>2.881.420,20      |
| EPIROC AB CLASS A<br>SE0015658109            | 214,50   | 1,18%<br>2,50   |  | 08.05.24<br>12:59:56 | 581.979<br>120.529.100,65   |
| EPIROC AB CLASS B<br>SE0015658117            | 193,20   | 0,31%<br>0,60   |  | 08.05.24<br>12:59:42 | 142.922<br>27.637.532,10    |
| ESSITY AB NAMN-AKTIER B<br>SE0009922164      | 277,60   | 0,07%<br>0,20   |  | 08.05.24<br>12:59:53 | 869.015<br>241.709.370,10   |
| EVOLUTION AB<br>SE0012673267                 | 1.235,00 | 0,32%<br>4,00   |  | 08.05.24<br>12:59:36 | 199.678<br>246.503.038,00   |
| FABEGE AB<br>SE0011166974                    | 90,40    | -0,39%<br>-0,35 |  | 08.05.24<br>12:59:50 | 570.722<br>51.896.136,50    |
| FAST PARTNER AB<br>SE0013512506              | 73,80    | 0,41%<br>0,30   |  | 08.05.24<br>12:59:59 | 33.933<br>2.516.936,00      |
| FASTIGHETS AB BALDER SER....<br>SE0017832488 | 70,34    | -3,27%<br>-2,38 |  | 08.05.24<br>12:59:58 | 1.969.853<br>141.043.199,81 |
| FASTPARTNER AB NAMN-AKTIE...<br>SE0013512514 | 65,10    | 0,77%<br>0,50   |  | 08.05.24<br>11:55:02 | 5.296<br>341.454,50         |
| FORTNOX AB NAMN-AKTIER O....<br>SE0017161243 | 63,62    | 0,16%<br>0,10   |  | 08.05.24<br>12:59:36 | 404.607<br>25.865.977,59    |
| GETINGE AB SER. B<br>SE0000202624            | 232,50   | -1,23%<br>-2,90 |  | 08.05.24<br>12:59:33 | 425.961<br>99.611.854,20    |
| GRANGES AB (PUBL)<br>SE0006288015            | 138,60   | 1,09%<br>1,50   |  | 08.05.24<br>12:59:42 | 93.450<br>12.891.791,70     |
| HEMNET GROUP AB NAMN-AKTI...<br>SE0015671995 | 303,40   | 0,00%<br>0,00   |  | 08.05.24<br>12:59:56 | 108.475<br>32.940.577,20    |
| HENNES & MAURITZ AB 'B'<br>SE0000106270      | 167,60   | -1,03%<br>-1,75 |  | 08.05.24<br>12:59:44 | 1.431.634<br>239.973.645,69 |
| HEXAGON AB SER. B<br>SE0015961909            | 121,15   | 0,46%<br>0,55   |  | 08.05.24<br>12:59:41 | 1.300.487<br>157.575.662,01 |
| HEXPOL AB CLASS B<br>SE0007074281            | 130,90   | 1,08%<br>1,40   |  | 08.05.24<br>12:59:54 | 117.078<br>15.241.147,90    |
| HOLMEN AB SER. B<br>SE0011090018             | 439,80   | -0,81%<br>-3,60 |  | 08.05.24<br>12:59:34 | 70.644<br>31.177.167,70     |
| HUFVUDSTADEN AB SER. A<br>SE0000170375       | 131,20   | -1,43%<br>-1,90 |  | 08.05.24<br>12:59:59 | 155.193<br>20.457.626,85    |
| HUSQVARNA AB SER. B<br>SE0001662230          | 88,10    | 0,69%<br>0,60   |  | 08.05.24<br>12:59:53 | 375.879<br>33.126.791,05    |
| ICA GRUPPEN AB<br>SE0000652216               | -        | -%<br>-         |  | -<br>-               | -<br>-                      |
| INDUSTRIVAERDEN AB SER. A<br>SE0000190126    | 358,40   | -0,33%<br>-1,20 |  | 08.05.24<br>12:59:42 | 91.423<br>32.794.426,20     |
| INDUSTRIVAERDEN AB SER. C                    | 357,70   | -0,28%          |  | 08.05.24             | 158.725                     |

OMX STOCKHOLM BENCHMARK INDEX (SEK)

|  |        |                 |  |                      |                             |
|--|--------|-----------------|--|----------------------|-----------------------------|
| SE0000107203                                 |        | -1,00           |  | 12:59:39             | 56.857.250,70               |
| INTERNATIONAL PETROLEUM C...<br>CA46016U1084 | 141,00 | 2,10%<br>2,90   |  | 08.05.24<br>12:59:39 | 98.652<br>13.877.268,75     |
| INVESTOR AB SER. A<br>SE0015811955           | 277,80 | 0,11%<br>0,30   |  | 08.05.24<br>12:59:45 | 250.604<br>69.203.568,45    |
| INVESTOR AB SER. B<br>SE0015811963           | 279,00 | -0,36%<br>-1,00 |  | 08.05.24<br>12:59:40 | 1.721.385<br>479.479.717,18 |
| JM AB<br>SE0000806994                        | 199,30 | -0,20%<br>-0,40 |  | 08.05.24<br>12:59:48 | 292.399<br>58.917.962,00    |
| KINDRED GROUP PLC<br>SE0007871645            | 124,10 | 0,16%<br>0,20   |  | 08.05.24<br>12:59:36 | 95.890<br>11.884.142,90     |
| KINNEVIK AB CLASS 'B'<br>SE0015810247        | 122,85 | 0,90%<br>1,10   |  | 08.05.24<br>12:59:48 | 591.546<br>72.974.974,97    |
| KUNGSLEDEN AB<br>SE0000549412                | -      | -%<br>-         |  | -                    | -                           |
| LIFCO AB SER. B<br>SE0015949201              | 272,60 | 0,96%<br>2,60   |  | 08.05.24<br>12:59:51 | 100.697<br>27.417.978,20    |
| LUNDBERGFOERETAGEN AB, L ...<br>SE0000108847 | 561,50 | 0,09%<br>0,50   |  | 08.05.24<br>12:59:45 | 84.662<br>47.768.190,00     |
| MEDICOVER AB SER. 'B'<br>SE0009778848        | 187,00 | -0,74%<br>-1,40 |  | 08.05.24<br>12:59:44 | 76.815<br>14.469.958,80     |
| MILLICOM INTERNATIONAL CE...<br>SE0001174970 | 250,00 | 7,94%<br>18,40  |  | 08.05.24<br>12:59:31 | 645.487<br>157.470.351,70   |
| MODERN TIMES GROUP MTG AB...<br>SE0018012494 | 96,40  | 1,63%<br>1,55   |  | 08.05.24<br>12:59:40 | 151.716<br>14.465.505,38    |
| MUNTERS GROUP AB NAMN-AKT...<br>SE0009806607 | 231,20 | 1,14%<br>2,60   |  | 08.05.24<br>12:59:37 | 162.105<br>37.223.808,60    |
| MYCRONIC AB<br>SE0000375115                  | 396,20 | 0,05%<br>0,20   |  | 08.05.24<br>12:59:31 | 57.788<br>22.918.047,00     |
| NCAB GROUP AB(PUBL) NAMN-...<br>SE0017160773 | 75,35  | -3,64%<br>-2,85 |  | 08.05.24<br>12:59:41 | 72.349<br>3.557.534,15      |
| NEW WAVE GROUP AB SER. B<br>SE0020356970     | 103,60 | -0,19%<br>-0,20 |  | 08.05.24<br>12:59:59 | 132.257<br>13.730.425,10    |
| NIBE INDUSTRIER AB SER. B<br>SE0015988019    | 54,62  | 1,45%<br>0,78   |  | 08.05.24<br>12:59:48 | 3.081.991<br>168.558.641,02 |
| NORDEA BANK ABP<br>FI4000297767              | 129,65 | -1,07%<br>-1,40 |  | 08.05.24<br>12:59:43 | 2.655.986<br>346.351.104,32 |
| NYFOSA AB NAMN-AKTIER O.N...<br>SE0011426428 | 102,40 | 0,59%<br>0,60   |  | 08.05.24<br>12:59:52 | 174.233<br>17.857.591,40    |
| ORROEN ENERGY AB<br>SE0000825820             | 7,66   | 1,75%<br>0,13   |  | 08.05.24<br>12:59:59 | 1.207.467<br>9.136.103,25   |
| OX2 AB<br>SE0016075337                       | 42,26  | 1,73%<br>0,72   |  | 08.05.24<br>12:59:48 | 129.349<br>5.402.316,57     |
| PANDOX AB SER. 'B'<br>SE0007100359           | 176,80 | 0,34%<br>0,60   |  | 08.05.24<br>12:59:59 | 57.274<br>10.096.549,20     |
| SAAB AB SER. B<br>SE0021921269               | 231,75 | 3,46%<br>7,75   |  | 08.05.24<br>12:59:53 | 1.306.852<br>299.840.489,79 |
| SAGAX AB B<br>SE0005127818                   | 286,40 | 0,63%<br>1,80   |  | 08.05.24<br>12:59:30 | 284.098<br>81.384.171,40    |
| SAMPO OYJ REG.SHS (SWED.D...<br>SE0018768707 | 449,00 | 2,16%<br>9,50   |  | 08.05.24<br>12:46:26 | 10.988<br>4.893.365,00      |
| SANDVIK AB<br>SE0000667891                   | 232,90 | 1,48%<br>3,40   |  | 08.05.24<br>12:59:40 | 1.531.914<br>355.878.653,75 |
| SCANDIC HOTELS GROUP AB<br>SE0007640156      | 61,00  | -0,65%<br>-0,40 |  | 08.05.24<br>12:59:48 | 219.134<br>13.397.959,15    |

## OMX STOCKHOLM BENCHMARK INDEX (SEK)

|  |        |                 |   |                      |                             |
|--|--------|-----------------|---|----------------------|-----------------------------|
| SECTRA AB SER B<br>SE0020539310              | 225,60 | 1,08%<br>2,40   |    | 08.05.24<br>12:59:38 | 56.883<br>12.747.753,20     |
| SECURITAS AB SER. B<br>SE0000163594          | 107,45 | -4,45%<br>-5,00 |    | 08.05.24<br>12:59:38 | 2.582.784<br>278.676.312,78 |
| SKANDINAVISKA ENSKILDA BA...<br>SE0000148884 | 147,50 | -2,74%<br>-4,15 |    | 08.05.24<br>12:59:42 | 2.240.710<br>333.474.175,20 |
| SKANSKA AB SER. B<br>SE0000113250            | 195,50 | -3,03%<br>-6,10 |    | 08.05.24<br>12:59:54 | 1.999.003<br>386.607.344,73 |
| SKF AB SER. B<br>SE0000108227                | 237,70 | -0,46%<br>-1,10 |    | 08.05.24<br>12:59:52 | 772.386<br>184.073.427,45   |
| SKISTAR AB SER. B<br>SE0012141687            | 157,40 | 0,19%<br>0,30   |    | 08.05.24<br>12:59:45 | 15.554<br>2.434.585,30      |
| SOLID FOERSAEKRING AB NAM...<br>SE0017082548 | 74,60  | -0,13%<br>-0,10 |    | 08.05.24<br>12:59:42 | 9.075<br>678.496,90         |
| SSAB AB SER. B<br>SE0000120669               | 62,50  | 0,68%<br>0,42   |    | 08.05.24<br>12:59:54 | 2.447.134<br>151.871.224,68 |
| STILLFRONT GROUP AB<br>SE0015346135          | 12,19  | 5,27%<br>0,61   |   | 08.05.24<br>12:59:43 | 1.418.600<br>17.028.628,04  |
| STORA ENSO OYJ A<br>FI0009007603             | 151,00 | 1,34%<br>2,00   |    | 08.05.24<br>12:59:52 | 391<br>51.303,50            |
| STORA ENSO OYJ R<br>FI0009007611             | 151,80 | 0,33%<br>0,50   |    | 08.05.24<br>12:59:38 | 79.801<br>12.153.977,95     |
| SVENSKA CELLULOSA AB SCA ...<br>SE0000112724 | 163,60 | -0,94%<br>-1,55 |    | 08.05.24<br>12:59:49 | 678.585<br>111.312.670,70   |
| SVENSKA HANDELSBANKEN AB ...<br>SE0007100599 | 95,80  | -2,15%<br>-2,10 |    | 08.05.24<br>12:59:55 | 6.794.394<br>655.085.459,51 |
| SWEDBANK AB SER A<br>SE0000242455            | 212,70 | -2,88%<br>-6,30 |  | 08.05.24<br>12:59:44 | 1.867.709<br>400.576.385,45 |
| SWEDISH MATCH AB<br>SE0015812219             | -      | -%<br>-         |   | -                    | -                           |
| SWEDISH ORPHAN BIOVITRUM ...<br>SE0000872095 | 283,60 | 1,00%<br>2,80   |  | 08.05.24<br>12:59:53 | 181.257<br>51.275.284,80    |
| TELE2 AB SER. B<br>SE0005190238              | 102,35 | -0,34%<br>-0,35 |  | 08.05.24<br>12:59:57 | 975.439<br>100.036.818,72   |
| TELEFONAKTIEBOLAGET LM ER...<br>SE0000108656 | 58,06  | -0,55%<br>-0,32 |  | 08.05.24<br>12:59:53 | 2.839.662<br>164.910.510,14 |
| TELIA CO. AB<br>SE0000667925                 | 25,35  | 0,44%<br>0,11   |  | 08.05.24<br>12:59:43 | 7.386.151<br>187.139.790,98 |
| TETHYS OIL AB<br>SE0020180917                | 34,10  | -1,30%<br>-0,45 |  | 08.05.24<br>12:59:50 | 86.278<br>2.968.509,61      |
| TRELLEBORG AB SER. B<br>SE0000114837         | 405,20 | 0,45%<br>1,80   |  | 08.05.24<br>12:59:32 | 279.606<br>113.371.011,80   |
| VIAPLAY GROUP AB SER. B<br>SE0012116390      | 0,838  | -0,83%<br>-0,01 |  | 08.05.24<br>12:59:48 | 9.176.422<br>7.742.197,71   |