

OMX STOCKHOLM BENCHMARK INDEX (SEK)

ISIN: **SE0000744203** WKN: -

Übersicht

26.04.2024 17:35:05

Kurs

807,8803 SEK

Differenz ▲ 1,49% (11,85)

Stammdaten

ISIN SE0000744203

Symbol -

Land Schweden

Anzahl der enthaltenen Werte im Index 106

Index-Typ Kursindex

Wertpapierkategorie Index

Top 5

| Name | Kurs | + - (%) | Trend |
|---------------|--------|---------|--------------------------------------|
| MEDICOVER ... | 161,00 | +23,28 | ▲ |
| NCAB GROUP... | 73,80 | +10,64 | ▲ |
| NEW WAVE G... | 101,60 | +6,50 | ▲ |
| ELECTROLUX... | 95,46 | +6,49 | ▲ |
| OX2 AB | 40,60 | +6,34 | ▲ |

Intraday 1W 1M 6M 1J 3J

Flop 5

| Name | Kurs | + - (%) | Trend |
|---------------|--------|---------|------------------------------------|
| SAMPO OYJ ... | 446,50 | -4,08 | ▼ |
| CELLAVISIO... | 220,50 | -3,92 | ▼ |
| SOLID FOER... | 73,20 | -3,68 | ▼ |
| AXFOOD AB | 281,30 | -3,00 | ▼ |
| EMBRACER G... | 27,04 | -2,14 | ▼ |

Intraday 1W 1M 6M 1J 3J



Nähere Infos zu den Ländern &

5J



Die Wertentwicklung der Vergangenheit lässt keine verlässlichen Rückschlüsse auf die zukünftige Entwicklung eines Finanzinstruments zu.

Quelle: FactSet

Aktuellstes Research

Märkte

| Datum | Überschrift | Download |
|------------|---------------------------|--------------------------|
| 26.04.2024 | Global Equity Ratings | Download |
| 26.04.2024 | Aktienempfehlungen Global | Download |
| 03.04.2024 | Global Equity Ratings | Download |
| 03.04.2024 | Aktienempfehlungen Global | Download |
| 26.03.2024 | Global Strategy 2Q 2024 | Download |

Regionen

➤ **Märkte nach Region**

Details

26.04.2024 17:35:05

Kurs

807,8803 SEKDifferenz  1,49% (11,85)

Stammdaten

ISIN SE0000744203

Symbol -

Land Schweden

Wertpapierkategorie Index

Anzahl der enthaltenen Werte im Index 106

Marktdaten

Eröffnung 800,9124 SEK

Hoch 809,8891 SEK

Tief 800,3574 SEK

Schluss Vortag 796,0267 SEK

Volumen (Mio.) -

Volumen (Stück) -

Performance und Risiko

| | 6M | 1J | 3J |
|-------------|---------|---------|--------|
| Perf (%) | +24,66% | +11,93% | +4,65% |
| Perf (abs.) | +159,82 | +86,12 | +35,91 |
| Beta | - | - | - |
| Volatilität | 12,32 | 12,99 | 18,50 |



5J

Die Wertentwicklung der Vergangenheit lässt keine verlässlichen Rückschlüsse auf die zukünftige Entwicklung eines Finanzinstruments zu.

Quelle: FactSet

Kursdaten

| | |
|---|---------------------------|
| Ø Kurs 5 Tage Ø Volumen 5 Tage (Stk.) | 802,3449 SEK (0) |
| Ø Kurs 30 Tage Ø Volumen 30 Tage (Stk.) | 806,0928 SEK (0) |
| Ø Kurs 100 Tage Ø Volumen 100 Tage (Stk.) | 772,6770 SEK (0) |
| Ø Kurs 250 Tage Ø Volumen 250 Tage | 728,7266 SEK (0) |
| Hoch seit 1.1. Datum | 822,4799 SEK (22.03.2024) |
| Tief seit 1.1. Datum | 726,4012 SEK (17.01.2024) |
| 52 Wochen Hoch Datum | 822,4799 SEK (22.03.2024) |
| 52 Wochen Tief Datum | 639,3205 SEK (26.10.2023) |

Enthaltene Werte

Seite 1 von 2



























<< < > >>

| Name  ISIN | Kurs | Diff %  Diff /- | Performance  | Datum Zeit | Gehandelte Stück  Umsatz Geld  |
|--|----------|---|---|----------------------|---|
| AAK AB SE0011337708 | 280,80 | 4,93% 13,20 |  | 26.04.24 17:29:31 | 597.853 165.236.141,20 |
| ABB LTD CH0012221716 | 539,40 | 1,35% 7,20 |  | 26.04.24 17:29:40 | 370.015 198.339.679,80 |
| ADDLIFE AB SER. B SE0014401378 | 98,65 | 2,02% 1,95 |  | 26.04.24 17:29:54 | 132.278 12.921.318,75 |
| ADDTECH AB SER. B SE0014781795 | 232,60 | 3,19% 7,20 |  | 26.04.24 17:29:37 | 675.207 154.486.120,20 |
| AFRICA OIL CORP CA00829Q1019 | 19,71 | 4,73% 0,89 |  | 26.04.24 17:29:51 | 724.501 14.129.840,47 |
| ALFA LAVAL AB SE0000695876 | 473,20 | 1,09% 5,10 |  | 26.04.24 17:29:44 | 1.095.010 515.196.640,45 |
| ASSA ABLOY AB SER. B SE0007100581 | 299,50 | 1,66% 4,90 |  | 26.04.24 17:29:48 | 2.114.642 632.257.790,55 |
| ASTRAZENECA PLC GB0009895292 | 1.646,00 | 0,27% 4,50 |  | 26.04.24 17:29:54 | 316.442 518.484.143,75 |
| ATLAS COPCO AB SER. A SE0017486889 | 193,90 | 2,43% 4,60 |  | 26.04.24 17:29:58 | 5.208.294 1.008.310.218,79 |
| ATLAS COPCO AB SER. B SE0017486897 | 167,05 | 2,71% 4,40 |  | 26.04.24 17:29:38 | 1.893.508 315.813.224,94 |
| ATRIUM LJUNGBERG AB SER. ... SE0000191827 | 189,00 | 1,61% 3,00 |  | 26.04.24 17:29:58 | 50.184 9.456.874,00 |
| AUTOLIV INC. SDB SE0021309614 | 1.325,00 | 5,33% 67,00 |  | 26.04.24 17:29:33 | 316.833 419.102.364,70 |
| AXFOOD AB SE0006993770 | 281,30 | -3,00% -8,70 |  | 26.04.24 17:29:32 | 322.066 90.950.920,90 |
| BILIA AB SER. A SE0009921588 | 134,20 | 3,79% 4,90 |  | 26.04.24 17:29:43 | 165.582 21.916.717,85 |
| BILLERUD AB SE0000862997 | 91,00 | -0,27% -0,25 |  | 26.04.24 17:29:31 | 878.814 79.651.040,96 |
| BIOARCTIC AB SER. B SE0010323311 | 197,50 | 1,96% 3,80 |  | 26.04.24 17:29:37 | 121.787 23.831.153,30 |
| BIOGAIA AB SER. B SE0017769995 | 115,20 | 1,23% 1,40 |  | 26.04.24 17:29:35 | 56.120 6.441.819,65 |
| BOLIDEN AB SE0020050417 | 355,20 | 2,48% 8,60 |  | 26.04.24 17:29:38 | 1.413.664 503.155.722,25 |
| BRAVIDA HOLDING AB SE0007491303 | 72,45 | 2,04% 1,45 |  | 26.04.24 17:29:31 | 1.273.201 90.876.411,60 |
| CAMURUS AB NAMN-AKTIER O.... SE0007692850 | 490,00 | 2,81% 13,40 |  | 26.04.24 17:29:57 | 59.114 28.527.562,40 |
| CASTELLUM AB SE0000379190 | 129,95 | 2,69% 3,40 |  | 26.04.24 17:29:44 | 1.632.734 210.882.531,10 |
| CELLAVISION AB SE0000683484 | 220,50 | -3,92% -9,00 |  | 26.04.24 17:29:54 | 21.956 4.828.636,50 |
| CIBUS NORDIC REAL ESTATE ... SE0010832204 | 137,70 | 1,89% 2,55 |  | 26.04.24 17:29:35 | 141.795 19.495.894,85 |

OMX STOCKHOLM BENCHMARK INDEX (SEK)

| | | | | | |
|--|----------|-----------------|--|----------------------|-----------------------------|
| CLOETTA AB SER. B SE0002626861 | 16,72 | 2,77% 0,45 | | 26.04.24 17:29:46 | 2.198.733 36.980.398,83 |
| DIOES FASTIGHETER AB SE0001634262 | 83,40 | 1,52% 1,25 | | 26.04.24 17:29:42 | 136.362 11.279.023,31 |
| DOMETIC GROUP AB SE0007691613 | 77,55 | 2,92% 2,20 | | 26.04.24 17:29:42 | 551.972 42.550.424,75 |
| ELECTROLUX AB SER. B SE0016589188 | 95,46 | 6,49% 5,82 | | 26.04.24 17:29:45 | 4.312.639 404.324.982,32 |
| ELEKTA AB SER. B SE0000163628 | 75,60 | 2,30% 1,70 | | 26.04.24 17:29:34 | 407.732 30.732.820,50 |
| EMBRACER GROUP AB SER 'B' SE0016828511 | 27,04 | -2,14% -0,59 | | 26.04.24 17:29:57 | 7.207.883 197.453.332,27 |
| EOLUS VIND AB CLASS B SE0007075056 | 69,70 | 4,50% 3,00 | | 26.04.24 17:29:46 | 60.392 4.135.022,45 |
| EPIROC AB CLASS A SE0015658109 | 204,90 | 0,84% 1,70 | | 26.04.24 17:29:50 | 963.832 197.290.456,90 |
| EPIROC AB CLASS B SE0015658117 | 181,70 | 1,96% 3,50 | | 26.04.24 17:29:42 | 325.705 58.882.616,75 |
| ESSITY AB NAMN-AKTIER B SE0009922164 | 269,80 | 1,09% 2,90 | | 26.04.24 17:29:33 | 1.999.313 539.215.338,65 |
| EVOLUTION AB SE0012673267 | 1.263,50 | 1,53% 19,00 | | 26.04.24 17:29:33 | 453.873 571.141.627,75 |
| FABEGE AB SE0011166974 | 83,50 | 3,34% 2,70 | | 26.04.24 17:29:47 | 1.403.900 116.437.677,21 |
| FAST PARTNER AB SE0013512506 | 75,90 | 5,86% 4,20 | | 26.04.24 17:29:55 | 106.817 8.026.282,05 |
| FASTIGHETS AB BALDER SER.... SE0017832488 | 67,10 | 3,10% 2,02 | | 26.04.24 17:29:57 | 1.617.066 108.043.779,55 |
| FASTPARTNER AB NAMN-AKTIE... SE0013512514 | 66,80 | 0,45% 0,30 | | 26.04.24 17:22:52 | 9.989 667.489,80 |
| FORTNOX AB NAMN-AKTIER O.... SE0017161243 | 63,88 | 4,72% 2,88 | | 26.04.24 17:29:48 | 3.710.679 232.317.384,71 |
| GETINGE AB SER. B SE0000202624 | 235,10 | 2,57% 5,90 | | 26.04.24 17:29:59 | 649.008 152.516.032,10 |
| GRANGES AB (PUBL) SE0006288015 | 127,20 | 1,11% 1,40 | | 26.04.24 17:29:44 | 203.684 25.893.391,00 |
| HEMNET GROUP AB NAMN-AKTI... SE0015671995 | 283,60 | -1,53% -4,40 | | 26.04.24 17:29:48 | 369.638 105.161.161,90 |
| HENNES & MAURITZ AB 'B' SE0000106270 | 179,95 | 0,98% 1,75 | | 26.04.24 17:29:39 | 1.525.303 273.391.655,72 |
| HEXAGON AB SER. B SE0015961909 | 120,20 | -1,52% -1,85 | | 26.04.24 17:29:47 | 5.764.025 688.624.455,08 |
| HEXPOL AB CLASS B SE0007074281 | 127,30 | -0,55% -0,70 | | 26.04.24 17:29:53 | 615.270 78.865.928,55 |
| HOLMEN AB SER. B SE0011090018 | 418,60 | -1,37% -5,80 | | 26.04.24 17:29:46 | 356.541 150.326.928,40 |
| HUFVUDSTADEN AB SER. A SE0000170375 | 127,70 | 2,24% 2,80 | | 26.04.24 17:29:58 | 72.524 9.234.541,55 |
| HUSQVARNA AB SER. B SE0001662230 | 87,80 | 4,77% 4,00 | | 26.04.24 17:29:48 | 1.106.536 96.723.313,99 |
| ICA GRUPPEN AB SE0000652216 | - | -% - | | - - | - - |
| INDUSTRIVAERDEN AB SER. A SE0000190126 | 352,60 | 2,14% 7,40 | | 26.04.24 17:29:32 | 123.343 43.420.383,40 |
| INDUSTRIVAERDEN AB SER. C | 351,40 | 2,00% | | 26.04.24 | 332.529 |

OMX STOCKHOLM BENCHMARK INDEX (SEK)

| | | | | | |
|--|--------|------------------|--|----------------------|-------------------------------|
| SE0000107203 | | 6,90 | | 17:29:31 | 116.586.273,60 |
| INTERNATIONAL PETROLEUM C... CA46016U1084 | 141,40 | 1,36% 1,90 |  | 26.04.24 17:29:52 | 114.479 16.160.766,80 |
| INVESTOR AB SER. A SE0015811955 | 269,80 | 1,85% 4,90 |  | 26.04.24 17:29:37 | 276.575 74.429.404,25 |
| INVESTOR AB SER. B SE0015811963 | 271,05 | 1,86% 4,95 |  | 26.04.24 17:29:52 | 2.712.920 733.312.006,03 |
| JM AB SE0000806994 | 181,90 | 1,39% 2,50 |  | 26.04.24 17:29:41 | 263.502 47.780.639,35 |
| KINDRED GROUP PLC SE0007871645 | 123,10 | -0,40% -0,50 |  | 26.04.24 17:29:59 | 285.269 35.167.341,60 |
| KINNEVIK AB CLASS 'B' SE0015810247 | 116,95 | 4,19% 4,70 |  | 26.04.24 17:29:35 | 3.309.172 390.261.883,72 |
| KUNGSLEDEN AB SE0000549412 | - | -% - | | - | - |
| LIFCO AB SER. B SE0015949201 | 265,80 | 2,47% 6,40 |  | 26.04.24 17:29:38 | 251.624 66.447.568,40 |
| LUNDBERGFOERETAGEN AB, L ... SE0000108847 | 544,00 | 1,59% 8,50 |  | 26.04.24 17:29:36 | 55.520 30.170.674,00 |
| MEDICOVER AB SER. 'B' SE0009778848 | 161,00 | 23,28% 30,40 |  | 26.04.24 17:29:44 | 608.973 93.293.061,20 |
| MILLICOM INTERNATIONAL CE... SE0001174970 | 219,40 | -0,09% -0,20 |  | 26.04.24 17:29:40 | 98.757 21.587.015,00 |
| MODERN TIMES GROUP MTG AB... SE0018012494 | 92,85 | 4,03% 3,60 |  | 26.04.24 17:29:45 | 385.293 35.363.394,48 |
| MUNTERS GROUP AB NAMN-AKT... SE0009806607 | 222,20 | 2,87% 6,20 |  | 26.04.24 17:29:35 | 1.043.440 229.479.581,30 |
| MYCRONIC AB SE0000375115 | 381,80 | 2,47% 9,20 |  | 26.04.24 17:29:36 | 85.889 32.591.751,10 |
| NCAB GROUP AB(PUBL) NAMN-... SE0017160773 | 73,80 | 10,64% 7,10 |  | 26.04.24 17:29:42 | 491.938 35.742.350,38 |
| NEW WAVE GROUP AB SER. B SE0020356970 | 101,60 | 6,50% 6,20 |  | 26.04.24 17:29:57 | 647.211 65.082.395,55 |
| NIBE INDUSTRIER AB SER. B SE0015988019 | 51,54 | 2,75% 1,38 |  | 26.04.24 17:29:30 | 4.952.255 256.730.079,41 |
| NORDEA BANK ABP FI4000297767 | 127,90 | 0,51% 0,65 |  | 26.04.24 17:29:44 | 4.895.052 624.781.798,15 |
| NYFOSA AB NAMN-AKTIER O.N... SE0011426428 | 90,80 | 3,36% 2,95 |  | 26.04.24 17:29:46 | 238.348 21.499.214,00 |
| ORROEN ENERGY AB SE0000825820 | 7,312 | 1,67% 0,12 |  | 26.04.24 17:29:38 | 789.413 5.716.192,87 |
| OX2 AB SE0016075337 | 40,60 | 6,34% 2,42 |  | 26.04.24 17:29:49 | 538.826 21.830.529,54 |
| PANDOX AB SER. 'B' SE0007100359 | 169,00 | 2,05% 3,40 |  | 26.04.24 17:29:36 | 76.834 12.892.926,40 |
| SAAB AB SER. B SE0000112385 | 911,20 | -0,98% -9,00 |  | 26.04.24 17:29:35 | 1.419.852 1.286.860.742,20 |
| SAGAX AB B SE0005127818 | 272,60 | 3,57% 9,40 |  | 26.04.24 17:29:42 | 238.151 64.530.576,20 |
| SAMPO OYJ REG.SHS (SWED.D... SE0018768707 | 446,50 | -4,08% -19,00 |  | 26.04.24 17:29:33 | 11.749 5.241.819,50 |
| SANDVIK AB SE0000667891 | 227,30 | 2,11% 4,70 |  | 26.04.24 17:29:34 | 1.977.836 449.058.057,90 |
| SCANDIC HOTELS GROUP AB SE0007640156 | 59,25 | 2,42% 1,40 |  | 26.04.24 17:29:51 | 451.189 26.465.222,80 |

OMX STOCKHOLM BENCHMARK INDEX (SEK)

| | | | | | |
|--|--------|-----------------|--|----------------------|------------------------------|
| SECTRA AB SER B SE0020539310 | 221,60 | 2,12% 4,60 | | 26.04.24 17:29:38 | 113.260 25.072.812,70 |
| SECURITAS AB SER. B SE0000163594 | 110,55 | 1,01% 1,10 | | 26.04.24 17:29:55 | 763.676 84.285.988,51 |
| SKANDINAVISKA ENSKILDA BA... SE0000148884 | 144,40 | 0,77% 1,10 | | 26.04.24 17:29:34 | 2.365.729 341.454.690,28 |
| SKANSKA AB SER. B SE0000113250 | 191,20 | 2,93% 5,45 | | 26.04.24 17:29:42 | 646.172 123.263.991,80 |
| SKF AB SER. B SE0000108227 | 225,20 | 2,55% 5,60 | | 26.04.24 17:29:32 | 1.893.723 428.698.248,50 |
| SKISTAR AB SER. B SE0012141687 | 153,50 | 2,13% 3,20 | | 26.04.24 17:29:41 | 54.364 8.289.824,25 |
| SOLID FOERSAEKRING AB NAM... SE0017082548 | 73,20 | -3,68% -2,80 | | 26.04.24 17:29:39 | 33.011 2.372.960,70 |
| SSAB AB SER. B SE0000120669 | 61,70 | 0,85% 0,52 | | 26.04.24 17:29:53 | 4.303.004 264.695.583,70 |
| STILLFRONT GROUP AB SE0015346135 | 9,925 | -1,83% -0,19 | | 26.04.24 17:29:43 | 3.997.524 40.728.781,87 |
| STORA ENSO OYJ A FI0009007603 | 147,00 | -1,01% -1,50 | | 26.04.24 17:29:57 | 3.957 581.655,00 |
| STORA ENSO OYJ R FI0009007611 | 148,70 | 0,13% 0,20 | | 26.04.24 17:29:53 | 208.757 30.992.233,30 |
| SVENSKA CELLULOSA AB SCA ... SE0000112724 | 158,70 | -0,13% -0,20 | | 26.04.24 17:29:39 | 1.938.634 307.631.818,26 |
| SVENSKA HANDELSBANKEN AB ... SE0007100599 | 96,42 | -0,02% -0,02 | | 26.04.24 17:29:59 | 9.708.231 941.964.416,29 |
| SWEDBANK AB SER A SE0000242455 | 209,40 | -0,29% -0,60 | | 26.04.24 17:29:36 | 1.748.646 365.992.528,35 |
| SWEDISH MATCH AB SE0015812219 | - | -% - | | - | - |
| SWEDISH ORPHAN BIOVITRUM ... SE0000872095 | 281,00 | 0,07% 0,20 | | 26.04.24 17:29:49 | 1.124.638 314.714.596,10 |
| TELE2 AB SER. B SE0005190238 | 104,65 | 1,06% 1,10 | | 26.04.24 17:29:43 | 1.913.591 199.831.447,56 |
| TELEFONAKTIEBOLAGET LM ER... SE0000108656 | 57,40 | 0,03% 0,02 | | 26.04.24 17:29:42 | 4.314.931 247.332.958,70 |
| TELIA CO. AB SE0000667925 | 25,65 | -0,97% -0,25 | | 26.04.24 17:29:31 | 21.458.454 551.157.983,19 |
| TETHYS OIL AB SE0020180917 | 34,35 | 2,23% 0,75 | | 26.04.24 17:29:41 | 31.897 1.095.690,75 |
| TRELLEBORG AB SER. B SE0000114837 | 388,40 | 2,48% 9,40 | | 26.04.24 17:29:47 | 627.459 243.952.575,90 |
| VIAPLAY GROUP AB SER. B SE0012116390 | 0,6796 | 5,72% 0,04 | | 26.04.24 17:29:52 | 23.570.444 15.800.338,13 |