

OMX STOCKHOLM BENCHMARK_PI

ISIN: **SE0000744203** WKN: -

Overview

2024/04/26 17:35:05	
Price	807.8803 SEK
Difference	▲ 1.49% (11.85)
General attributes	
ISIN	SE0000744203
Symbol	-
Country	Sweden
Instruments in index	106
Type of index	Price Index
Security type	Index
Market data	
Open	800.9124 SEK
High	809.8891 SEK
Low	800.3574 SEK
Close (prev. day)	796.0267 SEK
Trading volume (m)	-
Volume (pcs)	-



Information about previous performance does not guarantee future performance.
Source: FactSet

Top 5

Name	Price	+ - (%)	Trend
MEDICOVER ...	161.00	+23.28	▲
NCAB GROUP...	73.80	+10.64	▲
NEW WAVE G...	101.60	+6.50	▲
ELECTROLUX...	95.46	+6.49	▲
OX2 AB	40.60	+6.34	▲

Intraday 1w 1m 6m 1y 3y

Flop 5

Name	Price	+ - (%)	Trend
SAMPO PLC ...	446.50	-4.08	▼
CELLAVISIO...	220.50	-3.92	▼
SOLID FORS...	73.20	-3.68	▼
AXFOOD AB	281.30	-3.00	▼
EMBRACER G...	27.04	-2.14	▼

Intraday 1w 1m 6m 1y 3y

Recent research

Date	Headline	Download
2024/04/26	Global Equity Ratings	Download
2024/04/26	Aktienempfehlungen Global	Download
2024/04/03	Global Equity Ratings	Download
2024/04/03	Aktienempfehlungen Global	Download
2024/03/26	Global Strategy 2Q 2024	Download

Futures and Options

Related Futures -

Related Options -

Details

2024/04/26 17:35:05

Price

807.8803 SEK

Difference ▲ 1.49% (11.85)

General attributes

ISIN SE0000744203

Symbol -

Country Sweden

Security type Index

Instruments in index 106

Market data

Open 800.9124 SEK

High 809.8891 SEK

Low 800.3574 SEK

Close (prev. day) 796.0267 SEK

Trading volume (m) -

Volume (pcs) -

Performance and Risk

	6m	1y	3y
Perf (%)	+24.66%	+11.93%	+4.65%
Perf (abs.)	+159.82	+86.12	+35.91
Beta	-	-	-
Volatility	12.32	12.99	18.50



Information about previous performance does not guarantee future performance.
Source: FactSet

Price data








Ø price 5 days Ø volume 5 days (pcs.)	802.3449 SEK (0)
Ø price 30 days Ø volume 30 days (pcs.)	806.0928 SEK (0)
Ø price 100 days Ø volume 100 days (pcs.)	772.6770 SEK (0)
Ø price 250 days Ø volume 250 days (pcs.)	728.7266 SEK (0)
YTD High date	822.4799 SEK (2024/03/22)
YTD Low date	726.4012 SEK (2024/01/17)
52 Weeks High date	822.4799 SEK (2024/03/22)
52 Weeks Low date	639.3205 SEK (2023/10/26)

Composition

Name  ISIN	Price	Diff %  Diff +/-	Performance 	Date Time	Turnover Pc.  Turnover Money 
AAK AB SE0011337708	280.80	4.93% 13.20		24/04/26 17:29:31	597,853 165,236,141.20
ABB LTD CH0012221716	539.40	1.35% 7.20		24/04/26 17:29:40	370,015 198,339,679.80
ADDLIFE AB SER. B SE0014401378	98.65	2.02% 1.95		24/04/26 17:29:54	132,278 12,921,318.75
ADDTECH AB SER. B SE0014781795	232.60	3.19% 7.20		24/04/26 17:29:37	675,207 154,486,120.20
AFRICA OIL CORP CA00829Q1019	19.71	4.73% 0.89		24/04/26 17:29:51	724,501 14,129,840.47
ALFA LAVAL AB SE0000695876	473.20	1.09% 5.10		24/04/26 17:29:44	1,095,010 515,196,640.45
ASSA ABLOY AB SER. B SE0007100581	299.50	1.66% 4.90		24/04/26 17:29:48	2,114,642 632,257,790.55
ASTRAZENECA PLC GB0009895292	1,646.00	0.27% 4.50		24/04/26 17:29:54	316,442 518,484,143.75
ATLAS COPCO AB SER. A SE0017486889	193.90	2.43% 4.60		24/04/26 17:29:58	5,208,294 1,008,310,218.79
ATLAS COPCO AB SER. B SE0017486897	167.05	2.71% 4.40		24/04/26 17:29:38	1,893,508 315,813,224.94
ATRIUM LJUNGBERG AB SER. ... SE0000191827	189.00	1.61% 3.00		24/04/26 17:29:58	50,184 9,456,874.00
AUTOLIV INC. SDB SE0021309614	1,325.00	5.33% 67.00		24/04/26 17:29:33	316,833 419,102,364.70
AXFOOD AB SE0006993770	281.30	-3.00% -8.70		24/04/26 17:29:32	322,066 90,950,920.90
BILIA AB SER. A SE0009921588	134.20	3.79% 4.90		24/04/26 17:29:43	165,582 21,916,717.85
BILLERUD AB SE0000862997	91.00	-0.27% -0.25		24/04/26 17:29:31	878,814 79,651,040.96
BIOARCTIC AB SER. B SE0010323311	197.50	1.96% 3.80		24/04/26 17:29:37	121,787 23,831,153.30
BIOGAIA AB SER. B SE0017769995	115.20	1.23% 1.40		24/04/26 17:29:35	56,120 6,441,819.65
BOLIDEN AB SE0020050417	355.20	2.48% 8.60		24/04/26 17:29:38	1,413,664 503,155,722.25
BRAVIDA HOLDING AB SE0007491303	72.45	2.04% 1.45		24/04/26 17:29:31	1,273,201 90,876,411.60
CAMURUS AB NPV SE0007692850	490.00	2.81% 13.40		24/04/26 17:29:57	59,114 28,527,562.40
CASTELLUM AB SE0000379190	129.95	2.69% 3.40		24/04/26 17:29:44	1,632,734 210,882,531.10
CELLAVISION AB SE0000683484	220.50	-3.92% -9.00		24/04/26 17:29:54	21,956 4,828,636.50
CIBUS NORDIC REAL ESTATE ... SE0010832204	137.70	1.89% 2.55		24/04/26 17:29:35	141,795 19,495,894.85

CLOETTA AB SER. B SE0002626861	16.72	2.77% 0.45		24/04/26 17:29:46	2,198,733 36,980,398.83
DIÖS FASTIGHETER AB SE0001634262	83.40	1.52% 1.25		24/04/26 17:29:42	136,362 11,279,023.31
DOMETIC GROUP AB SE0007691613	77.55	2.92% 2.20		24/04/26 17:29:42	551,972 42,550,424.75
ELECTROLUX AB SER. B SE0016589188	95.46	6.49% 5.82		24/04/26 17:29:45	4,312,639 404,324,982.32
ELEKTA AB SER. B SE0000163628	75.60	2.30% 1.70		24/04/26 17:29:34	407,732 30,732,820.50
EMBRACER GROUP AB SER 'B' SE0016828511	27.04	-2.14% -0.59		24/04/26 17:29:57	7,207,883 197,453,332.27
EOLUS VIND AB CLASS B SE0007075056	69.70	4.50% 3.00		24/04/26 17:29:46	60,392 4,135,022.45
EPIROC AB CLASS A SE0015658109	204.90	0.84% 1.70		24/04/26 17:29:50	963,832 197,290,456.90
EPIROC AB CLASS B SE0015658117	181.70	1.96% 3.50		24/04/26 17:29:42	325,705 58,882,616.75
ERICSSON(LM)TEL SE0000108656	57.40	0.03% 0.02		24/04/26 17:29:42	4,314,931 247,332,958.70
ESSITY AB SER'B'NPV SE0009922164	269.80	1.09% 2.90		24/04/26 17:29:33	1,999,313 539,215,338.65
EVOLUTION AB SE0012673267	1,263.50	1.53% 19.00		24/04/26 17:29:33	453,873 571,141,627.75
FABEGE AB SE0011166974	83.50	3.34% 2.70		24/04/26 17:29:47	1,403,900 116,437,677.21
FAST PARTNER AB SE0013512506	75.90	5.86% 4.20		24/04/26 17:29:55	106,817 8,026,282.05
FASTIGHETS AB BALDER SER.... SE0017832488	67.10	3.10% 2.02		24/04/26 17:29:57	1,617,066 108,043,779.55
FASTPARTNER AB SER'D'NPV SE0013512514	66.80	0.45% 0.30		24/04/26 17:22:52	9,989 667,489.80
FORTNOX AB NPV SE0017161243	63.88	4.72% 2.88		24/04/26 17:29:48	3,710,679 232,317,384.71
GETINGE AB SER. B SE0000202624	235.10	2.57% 5.90		24/04/26 17:29:59	649,008 152,516,032.10
GRANGES AB (PUBL) SE0006288015	127.20	1.11% 1.40		24/04/26 17:29:44	203,684 25,893,391.00
HEMNET GROUP AB NPV SE0015671995	283.60	-1.53% -4.40		24/04/26 17:29:48	369,638 105,161,161.90
HENNES & MAURITZ AB 'B' SE0000106270	179.95	0.98% 1.75		24/04/26 17:29:39	1,525,303 273,391,655.72
HEXAGON AB SER. B SE0015961909	120.20	-1.52% -1.85		24/04/26 17:29:47	5,764,025 688,624,455.08
HEXPOL AB CLASS B SE0007074281	127.30	-0.55% -0.70		24/04/26 17:29:53	615,270 78,865,928.55
HOLMEN AB SER. B SE0011090018	418.60	-1.37% -5.80		24/04/26 17:29:46	356,541 150,326,928.40
HUFVUDSTADEN AB SER. A SE0000170375	127.70	2.24% 2.80		24/04/26 17:29:58	72,524 9,234,541.55
HUSQVARNA AB SER. B SE0001662230	87.80	4.77% 4.00		24/04/26 17:29:48	1,106,536 96,723,313.99
ICA GRUPPEN AB SE0000652216	-	-% -		- -	- -
INDUSTRIVÄRDEN AB SER. A	352.60	2.14%		24/04/26	123,343

SE0000190126		7.40		17:29:32	43,420,383.40
INDUSTRIVÄRDEN AB SER. C SE0000107203	351.40	2.00% 6.90		24/04/26 17:29:31	332,529 116,586,273.60
INTERNATIONAL PETROLEUM C... CA46016U1084	141.40	1.36% 1.90		24/04/26 17:29:52	114,479 16,160,766.80
INVESTOR AB SER. A SE0015811955	269.80	1.85% 4.90		24/04/26 17:29:37	276,575 74,429,404.25
INVESTOR AB SER. B SE0015811963	271.05	1.86% 4.95		24/04/26 17:29:52	2,712,920 733,312,006.03
JM AB SE0000806994	181.90	1.39% 2.50		24/04/26 17:29:41	263,502 47,780,639.35
KINDRED GROUP PLC SE0007871645	123.10	-0.40% -0.50		24/04/26 17:29:59	285,269 35,167,341.60
KINNEVIK AB CLASS 'B' SE0015810247	116.95	4.19% 4.70		24/04/26 17:29:35	3,309,172 390,261,883.72
KUNGSLEDEN AB SE0000549412	-	-% -		-	-
LIFCO AB SER. B SE0015949201	265.80	2.47% 6.40		24/04/26 17:29:38	251,624 66,447,568.40
LUNDBERGFÖRETAGEN AB, L E... SE0000108847	544.00	1.59% 8.50		24/04/26 17:29:36	55,520 30,170,674.00
MEDICOVER AB SER. 'B' SE0009778848	161.00	23.28% 30.40		24/04/26 17:29:44	608,973 93,293,061.20
MILLICOM INTERNATIONAL CE... SE0001174970	219.40	-0.09% -0.20		24/04/26 17:29:40	98,757 21,587,015.00
MODERN TIMES GROUP MTG AB... SE0018012494	92.85	4.03% 3.60		24/04/26 17:29:45	385,293 35,363,394.48
MUNTERS GROUP AB NPV SE0009806607	222.20	2.87% 6.20		24/04/26 17:29:35	1,043,440 229,479,581.30
MYCRONIC AB SE0000375115	381.80	2.47% 9.20		24/04/26 17:29:36	85,889 32,591,751.10
NCAB GROUP AB NPV SE0017160773	73.80	10.64% 7.10		24/04/26 17:29:42	491,938 35,742,350.38
NEW WAVE GROUP AB SER. B SE0020356970	101.60	6.50% 6.20		24/04/26 17:29:57	647,211 65,082,395.55
NIBE INDUSTRIER AB SER. B SE0015988019	51.54	2.75% 1.38		24/04/26 17:29:30	4,952,255 256,730,079.41
NORDEA BANK ABP FI4000297767	127.90	0.51% 0.65		24/04/26 17:29:44	4,895,052 624,781,798.15
NYFOSA AB NPV SE0011426428	90.80	3.36% 2.95		24/04/26 17:29:46	238,348 21,499,214.00
ORRÖN ENERGY AB SE0000825820	7.312	1.67% 0.12		24/04/26 17:29:38	789,413 5,716,192.87
OX2 AB SE0016075337	40.60	6.34% 2.42		24/04/26 17:29:49	538,826 21,830,529.54
PANDOX AB SER. 'B' SE0007100359	169.00	2.05% 3.40		24/04/26 17:29:36	76,834 12,892,926.40
SAAB AB SER. B SE0000112385	911.20	-0.98% -9.00		24/04/26 17:29:35	1,419,852 1,286,860,742.20
SAGAX AB B SE0005127818	272.60	3.57% 9.40		24/04/26 17:29:42	238,151 64,530,576.20
SAMPO PLC SDR EACH REP 1 ... SE0018768707	446.50	-4.08% -19.00		24/04/26 17:29:33	11,749 5,241,819.50
SANDVIK AB SE0000667891	227.30	2.11% 4.70		24/04/26 17:29:34	1,977,836 449,058,057.90

SCANDIC HOTELS GROUP AB SE0007640156	59.25	2.42% 1.40		24/04/26 17:29:51	451,189 26,465,222.80
SECTRA AB SER B SE0020539310	221.60	2.12% 4.60		24/04/26 17:29:38	113,260 25,072,812.70
SECURITAS AB SER. B SE0000163594	110.55	1.01% 1.10		24/04/26 17:29:55	763,676 84,285,988.51
SKANDINAVISKA ENSKILDA BA... SE0000148884	144.40	0.77% 1.10		24/04/26 17:29:34	2,365,729 341,454,690.28
SKANSKA AB SER. B SE0000113250	191.20	2.93% 5.45		24/04/26 17:29:42	646,172 123,263,991.80
SKF AB SER. B SE0000108227	225.20	2.55% 5.60		24/04/26 17:29:32	1,893,723 428,698,248.50
SKISTAR AB SER. B SE0012141687	153.50	2.13% 3.20		24/04/26 17:29:41	54,364 8,289,824.25
SOLID FORSAKRINGSAKTIEBOL... SE0017082548	73.20	-3.68% -2.80		24/04/26 17:29:39	33,011 2,372,960.70
SSAB AB SER. B SE0000120669	61.70	0.85% 0.52		24/04/26 17:29:53	4,303,004 264,695,583.70
STILLFRONT GROUP AB SE0015346135	9.925	-1.83% -0.19		24/04/26 17:29:43	3,997,524 40,728,781.87
STORA ENSO OYJ A FI0009007603	147.00	-1.01% -1.50		24/04/26 17:29:57	3,957 581,655.00
STORA ENSO OYJ R FI0009007611	148.70	0.13% 0.20		24/04/26 17:29:53	208,757 30,992,233.30
SVENSKA CELLULOSA AB SCA ... SE0000112724	158.70	-0.13% -0.20		24/04/26 17:29:39	1,938,634 307,631,818.26
SVENSKA HANDELSBANKEN AB ... SE0007100599	96.42	-0.02% -0.02		24/04/26 17:29:59	9,708,231 941,964,416.29
SWEDBANK AB SER A SE0000242455	209.40	-0.29% -0.60		24/04/26 17:29:36	1,748,646 365,992,528.35
SWEDISH MATCH AB SE0015812219	-	-% -		-	-
SWEDISH ORPHAN BIOVITRUM ... SE0000872095	281.00	0.07% 0.20		24/04/26 17:29:49	1,124,638 314,714,596.10
TELE2 AB SER. B SE0005190238	104.65	1.06% 1.10		24/04/26 17:29:43	1,913,591 199,831,447.56
TELIA CO. AB SE0000667925	25.65	-0.97% -0.25		24/04/26 17:29:31	21,458,454 551,157,983.19
TETHYS OIL AB SE0020180917	34.35	2.23% 0.75		24/04/26 17:29:41	31,897 1,095,690.75
TRELLEBORG AB SER. B SE0000114837	388.40	2.48% 9.40		24/04/26 17:29:47	627,459 243,952,575.90
VIAPLAY GROUP AB SER. B SE0012116390	0.6796	5.72% 0.04		24/04/26 17:29:52	23,570,444 15,800,338.13