

OMX STOCKHOLM BENCHMARK_PI

ISIN: **SE0000744203** WKN: -

Overview

2024/04/26 15:22:35

Price

806.0615 SEK

Difference ▲ 1.26% (10.03)

General attributes

ISIN	SE0000744203
Symbol	-
Country	Sweden
Instruments in index	106
Type of index	Price Index
Security type	Index

Market data

Open	800.9124 SEK
High	808.1390 SEK
Low	800.3574 SEK
Close (prev. day)	796.0267 SEK
Trading volume (m)	-
Volume (pcs)	-

Top 5

Name ↕	Price	+ - (%)	Trend ↕
MEDICOVER	161.60	+23.74	▲
...			
NCAB GROUP...	72.30	+8.40	▲
OX2 AB	40.74	+6.71	▲
NEW WAVE G...	100.20	+5.03	▲
AUTOLIV IN...	1,320.20	+4.94	▲

Intraday **1w** 1m 6m 1y 3y

Flop 5

Name ↕	Price	+ - (%)	Trend ↕
SAMPO PLC ...	446.50	-4.08	▼
SOLID FORS...	73.00	-3.95	▼
CELLAVISIO...	220.50	-3.92	▼
HEXAGON AB...	118.40	-2.99	▼

5y



Information about previous performance does not guarantee future performance.
Source: FactSet

Recent research

on market

Date	Headline	Download
2024/04/26	Global Equity Ratings	Download
2024/04/26	Aktienempfehlungen Global	Download
2024/04/03	Global Equity Ratings	Download
2024/04/03	Aktienempfehlungen Global	Download
2024/03/26	Global Strategy 2Q 2024	Download

AXFOOD AB 282.30 -2.66 

Intraday 1w 1m 6m 1y 3y

Futures and Options

Related Futures -

Related Options -

Details

2024/04/26 15:22:35

Price

806.0615 SEKDifference  1.26% (10.03)

General attributes

ISIN SE0000744203

Symbol -

Country Sweden

Security type Index

Instruments in index 106

Market data

Open 800.9124 SEK

High 808.1390 SEK

Low 800.3574 SEK

Close (prev. day) 796.0267 SEK

Trading volume (m) -

Volume (pcs) -

Performance and Risk

	6m	1y	3y
Perf (%)	+22.77%	+9.89%	+3.25%
Perf (abs.)	+147.65	+71.67	+25.06
Beta	-	-	-
Volatility	12.22	12.96	18.48



Information about previous performance does not guarantee future performance.
Source: FactSet

Price data






















Ø price 5 days Ø volume 5 days (pcs.)	799.4829 SEK (0)
Ø price 30 days Ø volume 30 days (pcs.)	806.1503 SEK (0)
Ø price 100 days Ø volume 100 days (pcs.)	771.7483 SEK (0)
Ø price 250 days Ø volume 250 days (pcs.)	728.3750 SEK (0)
YTD High date	822.4799 SEK (2024/03/22)
YTD Low date	726.4012 SEK (2024/01/17)
52 Weeks High date	822.4799 SEK (2024/03/22)
52 Weeks Low date	639.3205 SEK (2023/10/26)

Composition

Name  ISIN	Price	Diff %  Diff +/-	Performance 	Date Time	Turnover Pc.  Turnover Money 
AAK AB SE0011337708	277.40	3.66% 9.80		24/04/26 15:21:11	325,805 88,989,127.40
ABB LTD CH0012221716	535.00	0.53% 2.80		24/04/26 15:21:40	205,344 109,679,758.00
ADDLIFE AB SER. B SE0014401378	98.35	1.71% 1.65		24/04/26 15:19:45	81,875 7,942,034.70
ADDTECH AB SER. B SE0014781795	229.60	1.86% 4.20		24/04/26 15:21:54	371,359 84,708,183.40
AFRICA OIL CORP CA00829Q1019	19.53	3.77% 0.71		24/04/26 15:14:57	462,656 8,966,298.76
ALFA LAVAL AB SE0000695876	472.50	0.94% 4.40		24/04/26 15:22:10	422,397 196,943,190.70
ASSA ABLOY AB SER. B SE0007100581	298.20	1.22% 3.60		24/04/26 15:21:07	447,621 133,177,785.55
ASTRAZENECA PLC GB0009895292	1,637.50	-0.24% -4.00		24/04/26 15:22:05	149,603 245,486,068.50
ATLAS COPCO AB SER. A SE0017486889	193.20	2.06% 3.90		24/04/26 15:21:15	1,332,951 257,022,242.77
ATLAS COPCO AB SER. B SE0017486897	167.00	2.67% 4.35		24/04/26 15:21:15	691,397 114,977,257.13
ATRIUM LJUNGBERG AB SER. ... SE0000191827	189.20	1.72% 3.20		24/04/26 15:06:40	35,907 6,778,113.00
AUTOLIV INC. SDB SE0021309614	1,320.20	4.94% 62.20		24/04/26 15:21:41	130,959 170,469,707.00
AXFOOD AB SE0006993770	282.30	-2.66% -7.70		24/04/26 15:22:13	188,580 53,356,134.45
BILIA AB SER. A SE0009921588	133.30	3.09% 4.00		24/04/26 15:22:02	111,166 14,629,239.75
BILLERUD AB SE0000862997	92.10	0.93% 0.85		24/04/26 15:22:06	261,099 24,132,732.09
BIOARCTIC AB SER. B SE0010323311	196.80	1.60% 3.10		24/04/26 15:21:59	75,438 14,774,631.40
BIOGAIA AB SER. B SE0017769995	114.40	0.53% 0.60		24/04/26 15:17:11	14,957 1,705,936.70
BOLIDEN AB SE0020050417	358.50	3.43% 11.90		24/04/26 15:22:30	759,552 270,327,973.25
BRAVIDA HOLDING AB SE0007491303	72.00	1.41% 1.00		24/04/26 15:21:48	906,756 64,288,068.16
CAMURUS AB NPV SE0007692850	483.00	1.34% 6.40		24/04/26 15:16:59	45,770 22,000,635.80
CASTELLUM AB SE0000379190	128.75	1.74% 2.20		24/04/26 15:22:12	810,077 104,394,642.36
CELLAVISION AB SE0000683484	220.50	-3.92% -9.00		24/04/26 15:22:21	14,605 3,206,399.00
CIBUS NORDIC REAL ESTATE ... SE0010832204	137.75	1.92% 2.60		24/04/26 15:21:51	100,396 13,795,472.80

CLOETTA AB SER. B SE0002626861	16.73	2.83% 0.46		24/04/26 15:22:02	1,474,245 24,831,080.18
DIÖS FASTIGHETER AB SE0001634262	82.45	0.37% 0.30		24/04/26 15:21:41	80,858 6,656,606.26
DOMETIC GROUP AB SE0007691613	77.80	3.25% 2.45		24/04/26 15:20:14	238,136 18,190,302.70
ELECTROLUX AB SER. B SE0016589188	91.94	2.57% 2.30		24/04/26 15:22:04	2,448,653 227,378,300.36
ELEKTA AB SER. B SE0000163628	75.05	1.56% 1.15		24/04/26 15:15:47	101,514 7,604,923.60
EMBRACER GROUP AB SER 'B' SE0016828511	27.13	-1.81% -0.50		24/04/26 15:22:15	5,042,594 138,640,841.72
EOLUS VIND AB CLASS B SE0007075056	68.40	2.55% 1.70		24/04/26 15:19:46	39,322 2,680,593.90
EPIROC AB CLASS A SE0015658109	203.80	0.30% 0.60		24/04/26 15:22:23	412,503 84,366,004.35
EPIROC AB CLASS B SE0015658117	179.90	0.95% 1.70		24/04/26 15:21:10	104,575 18,802,890.75
ERICSSON(LM)TEL SE0000108656	57.28	-0.17% -0.10		24/04/26 15:22:33	1,976,004 113,064,431.53
ESSITY AB SER'B'NPV SE0009922164	269.40	0.94% 2.50		24/04/26 15:21:58	952,146 256,672,518.10
EVOLUTION AB SE0012673267	1,260.50	1.29% 16.00		24/04/26 15:22:30	225,739 282,027,765.50
FABEGE AB SE0011166974	82.65	2.29% 1.85		24/04/26 15:21:25	764,001 63,105,562.57
FAST PARTNER AB SE0013512506	74.80	4.32% 3.10		24/04/26 14:51:56	31,698 2,364,223.30
FASTIGHETS AB BALDER SER.... SE0017832488	67.02	2.98% 1.94		24/04/26 15:22:35	887,201 59,039,761.44
FASTPARTNER AB SER'D'NPV SE0013512514	66.70	0.30% 0.20		24/04/26 15:20:09	5,589 373,754.90
FORTNOX AB NPV SE0017161243	63.34	3.84% 2.34		24/04/26 15:22:11	2,728,940 169,704,416.65
GETINGE AB SER. B SE0000202624	235.50	2.75% 6.30		24/04/26 15:20:06	327,607 76,896,870.50
GRANGES AB (PUBL) SE0006288015	127.60	1.43% 1.80		24/04/26 15:16:31	65,506 8,353,805.20
HEMNET GROUP AB NPV SE0015671995	284.00	-1.39% -4.00		24/04/26 15:21:48	133,453 38,117,529.90
HENNES & MAURITZ AB 'B' SE0000106270	179.15	0.53% 0.95		24/04/26 15:22:15	707,460 126,262,405.36
HEXAGON AB SER. B SE0015961909	118.40	-2.99% -3.65		24/04/26 15:22:04	3,186,806 378,737,047.41
HEXPOL AB CLASS B SE0007074281	131.60	2.81% 3.60		24/04/26 15:21:25	272,958 35,175,901.25
HOLMEN AB SER. B SE0011090018	426.20	0.42% 1.80		24/04/26 15:22:18	139,617 59,058,797.10
HUFVUDSTADEN AB SER. A SE0000170375	127.40	2.00% 2.50		24/04/26 15:20:53	26,141 3,310,867.65
HUSQVARNA AB SER. B SE0001662230	87.02	3.84% 3.22		24/04/26 15:21:29	470,694 40,930,500.05
ICA GRUPPEN AB SE0000652216	-	-% -		- -	- -
INDUSTRIVÄRDEN AB SER. A	352.20	2.03%		24/04/26	33,347

SE0000190126		7.00		15:21:15	11,684,028.90
INDUSTRIVÄRDEN AB SER. C SE0000107203	351.40	2.00% 6.90		24/04/26 15:21:17	184,724 64,616,300.30
INTERNATIONAL PETROLEUM C... CA46016U1084	141.30	1.29% 1.80		24/04/26 15:20:59	63,105 8,907,591.90
INVESTOR AB SER. A SE0015811955	269.20	1.62% 4.30		24/04/26 15:21:58	113,327 30,377,002.80
INVESTOR AB SER. B SE0015811963	270.30	1.58% 4.20		24/04/26 15:22:29	1,196,214 322,203,517.55
JM AB SE0000806994	182.20	1.56% 2.80		24/04/26 15:22:12	124,155 22,588,017.25
KINDRED GROUP PLC SE0007871645	123.30	-0.24% -0.30		24/04/26 15:02:35	100,762 12,446,219.95
KINNEVIK AB CLASS 'B' SE0015810247	117.80	4.94% 5.55		24/04/26 15:22:21	2,745,084 324,107,152.59
KUNGSLEDEN AB SE0000549412	-	-% -		-	-
LIFCO AB SER. B SE0015949201	265.40	2.31% 6.00		24/04/26 15:20:10	152,388 40,078,464.00
LUNDBERGFÖRETAGEN AB, L E... SE0000108847	543.50	1.49% 8.00		24/04/26 15:15:47	19,820 10,745,225.00
MEDICOVER AB SER. 'B' SE0009778848	161.60	23.74% 31.00		24/04/26 15:22:09	394,191 58,784,315.00
MILLICOM INTERNATIONAL CE... SE0001174970	219.00	-0.27% -0.60		24/04/26 15:20:06	45,708 10,058,473.00
MODERN TIMES GROUP MTG AB... SE0018012494	93.40	4.65% 4.15		24/04/26 15:21:01	250,735 22,839,596.53
MUNTERS GROUP AB NPV SE0009806607	223.80	3.61% 7.80		24/04/26 15:22:08	870,203 191,454,791.60
MYCRONIC AB SE0000375115	378.80	1.66% 6.20		24/04/26 15:22:18	34,795 13,133,738.20
NCAB GROUP AB NPV SE0017160773	72.30	8.40% 5.60		24/04/26 15:21:54	368,294 26,645,781.48
NEW WAVE GROUP AB SER. B SE0020356970	100.20	5.03% 4.80		24/04/26 15:20:29	486,964 49,007,415.40
NIBE INDUSTRIER AB SER. B SE0015988019	51.90	3.47% 1.74		24/04/26 15:22:36	2,880,111 149,590,683.13
NORDEA BANK ABP FI4000297767	127.90	0.51% 0.65		24/04/26 15:21:28	2,703,588 344,878,650.05
NYFOSA AB NPV SE0011426428	91.10	3.70% 3.25		24/04/26 15:19:30	124,048 11,123,883.40
ORRÖN ENERGY AB SE0000825820	7.202	0.14% 0.01		24/04/26 15:19:04	515,433 3,733,223.19
OX2 AB SE0016075337	40.74	6.71% 2.56		24/04/26 15:19:49	364,037 14,760,138.71
PANDOX AB SER. 'B' SE0007100359	169.80	2.54% 4.20		24/04/26 15:21:12	47,952 8,011,767.20
SAAB AB SER. B SE0000112385	898.00	-2.41% -22.20		24/04/26 15:22:26	1,063,704 962,143,314.40
SAGAX AB B SE0005127818	270.40	2.74% 7.20		24/04/26 15:21:23	84,713 22,725,389.60
SAMPO PLC SDR EACH REP 1 ... SE0018768707	446.50	-4.08% -19.00		24/04/26 15:18:55	8,491 3,786,942.50
SANDVIK AB SE0000667891	226.90	1.93% 4.30		24/04/26 15:21:54	670,485 151,771,594.90

SCANDIC HOTELS GROUP AB SE0007640156	59.05	2.07% 1.20		24/04/26 15:20:43	253,214 14,760,417.70
SECTRA AB SER B SE0020539310	219.40	1.11% 2.40		24/04/26 15:13:38	65,336 14,492,065.10
SECURITAS AB SER. B SE0000163594	109.70	0.23% 0.25		24/04/26 15:22:08	271,083 29,826,561.94
SKANDINAVISKA ENSKILDA BA... SE0000148884	144.70	0.98% 1.40		24/04/26 15:22:17	1,027,317 148,071,486.76
SKANSKA AB SER. B SE0000113250	190.15	2.37% 4.40		24/04/26 15:22:36	258,808 49,277,053.55
SKF AB SER. B SE0000108227	224.50	2.23% 4.90		24/04/26 15:22:21	1,035,674 235,468,078.65
SKISTAR AB SER. B SE0012141687	153.60	2.20% 3.30		24/04/26 15:21:25	21,740 3,306,319.70
SOLID FORSAKRINGSAKTIEBOL... SE0017082548	73.00	-3.95% -3.00		24/04/26 15:18:38	28,580 2,048,870.90
SSAB AB SER. B SE0000120669	61.72	0.88% 0.54		24/04/26 15:22:24	2,101,880 129,012,641.46
STILLFRONT GROUP AB SE0015346135	10.21	0.99% 0.10		24/04/26 15:22:06	2,506,891 25,664,526.75
STORA ENSO OYJ A FI0009007603	147.00	-1.01% -1.50		24/04/26 15:00:01	3,945 579,891.00
STORA ENSO OYJ R FI0009007611	150.10	1.08% 1.60		24/04/26 15:22:00	183,357 27,206,036.90
SVENSKA CELLULOSA AB SCA ... SE0000112724	160.30	0.88% 1.40		24/04/26 15:22:19	1,168,174 184,955,277.71
SVENSKA HANDELSBANKEN AB ... SE0007100599	97.08	0.66% 0.64		24/04/26 15:22:34	5,909,066 574,704,808.68
SWEDBANK AB SER A SE0000242455	209.70	-0.14% -0.30		24/04/26 15:22:34	1,019,307 213,850,615.10
SWEDISH MATCH AB SE0015812219	-	-% -		-	-
SWEDISH ORPHAN BIOVITRUM ... SE0000872095	277.80	-1.07% -3.00		24/04/26 15:20:57	670,388 187,195,026.20
TELE2 AB SER. B SE0005190238	104.55	0.97% 1.00		24/04/26 15:22:29	882,783 91,951,256.80
TELIA CO. AB SE0000667925	25.66	-0.93% -0.24		24/04/26 15:22:33	10,049,072 258,361,427.54
TETHYS OIL AB SE0020180917	34.65	3.13% 1.05		24/04/26 14:58:47	18,247 624,991.30
TRELLEBORG AB SER. B SE0000114837	387.20	2.16% 8.20		24/04/26 15:19:58	183,190 71,308,316.50
VIAPLAY GROUP AB SER. B SE0012116390	0.667	3.76% 0.02		24/04/26 15:22:32	15,883,481 10,578,450.53